

Two-Piece Recessed Escutcheons and Protective Paint Caps for Automatic Sprinkler Recessed Installation

IMPORTANT

Refer to Technical Data Sheet TFP2300 for warnings pertaining to regulatory and health information.

Always refer to Technical Data Sheet TFP700 for the "INSTALLER WARNING" that provides cautions with respect to handling and installation of sprinkler systems and components. Improper handling and installation can permanently damage a sprinkler system or its components and cause the sprinkler to fail to operate in a fire situation or cause it to operate prematurely.

Scan the QR code or enter the URL in a web browser to access the most up-to-date electronic version of this document. Data rates may apply.



docs.jci.com/tycofire/two-piece-recessed-escutcheons

General Description

The TYCO Style 10, 15, 20, 30, 40, 50, and 70 Recessed Escutcheons are designed for recessed installation with certain pendent and horizontal sidewall sprinklers. They are intended for use in areas with finished ceilings or walls, and the adjustment provided by these escutcheons reduces the accuracy to which fixed piping to the sprinklers must be cut, while providing a decorative recessed sprinkler installation.

Each two-piece escutcheon style provides for recessed sprinkler installations having total adjustments from the flush position as follows:

Style	Thread Size Inch NPT	Total Adjustment Inch (mm)
10	1/2	3/4 (19,1)
15	1/2	5/8 (15,9)
20	1/2	1/2 (12,7)
30	3/4	1/2 (12,7)
40	3/4	3/4 (19,1)
50	1/2	3/8 (9,5)
70*	3/8	3/4 (19,1)

* Use with Series TY-B and TY-FRB 10 mm orifice sprinklers only, refer to technical data sheet TFP670

The Style 10, 20, 30, 40, and 50 Recessed Escutcheons are redesignations for Central, Gem, and Star brands as follows:


Style	Central	Gem	Star
10	3211	F700 (1/2 in.)	2085
20	3221	F705 (1/2 in.)	2084
30	4221	F705 (3/4 in.)	2086
40	4211	F700 (3/4 in.)	2088
50	307X	-	-

Note: The Style 15 and 70 Recessed Escutcheons are not redesignated from any of the brands listed.

Install Protective Paint Caps to help protect the sprinklers while finishing ceilings or walls as seen in Figures 8 and 9. Protective Paint Caps are ordered separately. The Model Z-392 is suitable for use with the Style 10, 15, 20, 30, 40, or 70 Recessed Escutcheons. The Model Z-84 is suitable for use with Style 50 Recessed Escutcheon only.

NOTICE

The Recessed Escutcheons described herein must be installed and maintained in compliance with this document, as well as with the applicable standards of the NATIONAL FIRE PROTECTION ASSOCIATION (NFPA), in addition to the standards of any authorities having jurisdiction, such as FM Global. Failure to do so may impair the performance of these devices.



The owner is responsible for maintaining their fire protection system and devices in proper operating condition. Contact the installing contractor or product manufacturer with any questions.

In all cases, the appropriate NFPA or FM Global installation standard, or other applicable standard, must be referenced to ensure applicability and to obtain complete installation guidelines. The general guidelines in this data sheet are not intended to provide complete installation criteria.

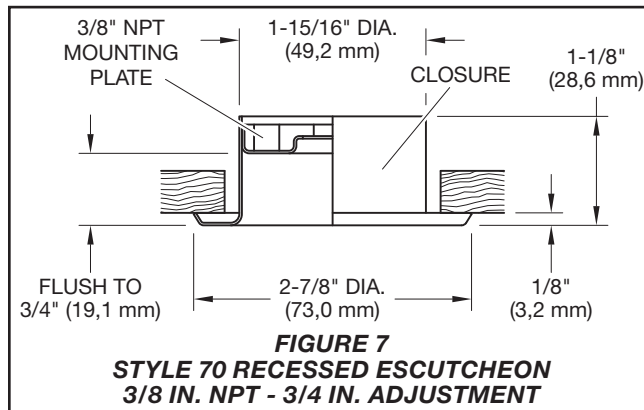
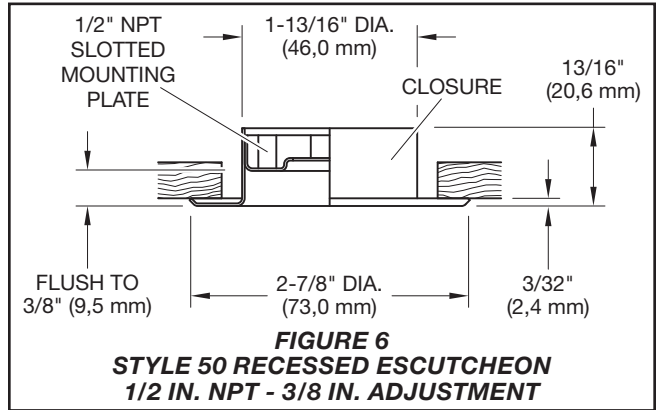
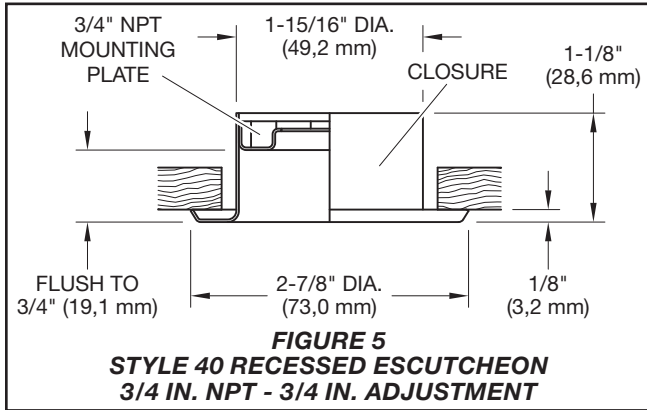
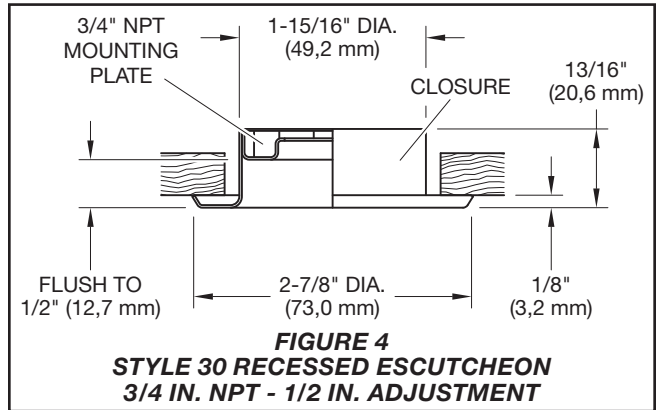
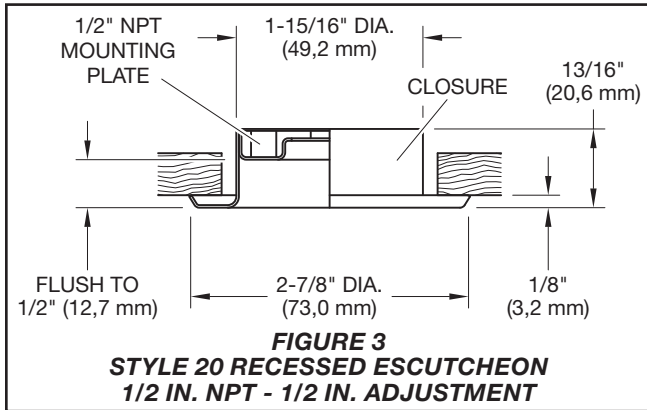
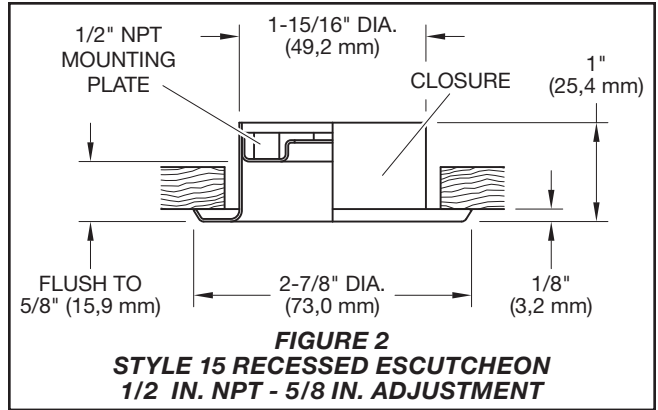
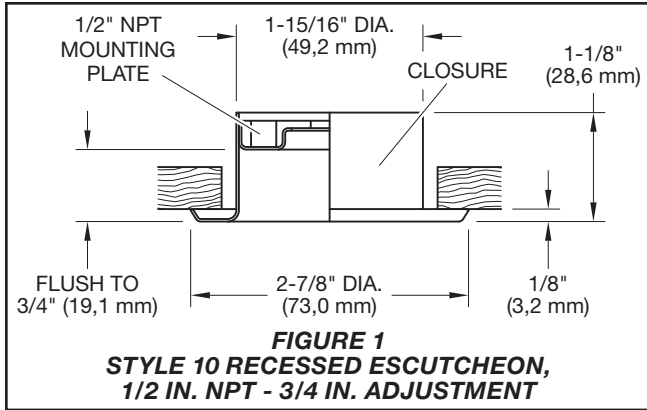
Technical Data

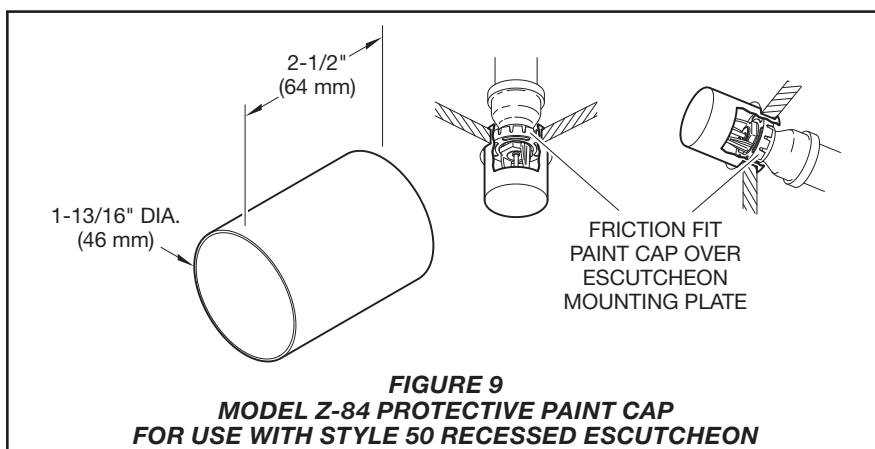
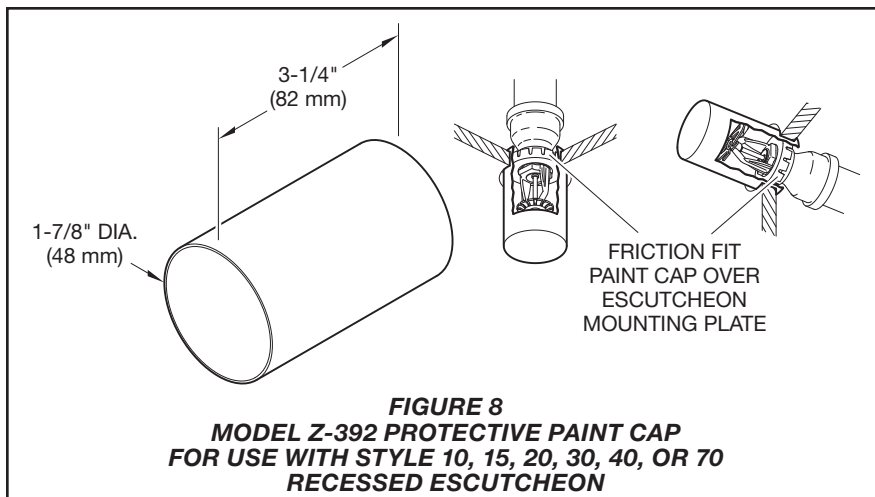
Approvals

Approval information, as applicable, for the Style 10, 15, 20, 30, 40, 50, and 70 Recessed Escutcheons is detailed in individual pendent and horizontal sidewall sprinkler data sheets that include details of recessed installation.

Materials and Finishes

Carbon steel chrome plated, white or black coated, or brass plated. Series 300 stainless steel white coated or plain unpolished. Other colors are available on special request.





Recessed Escutcheon Installation

Installation information for the Style 10, 15, 20, 30, 40, 50, and 70 Recessed Escutcheons is provided in individual pendent and horizontal sidewall sprinkler data sheets, as applicable. These data sheets also include details of recessed sprinkler installations.

Note: The Style 10, 15, 20, 30, 40, 50, and 70 Recessed Escutcheons must only be used with the sprinklers for which they have been specifically laboratory approved by UL, C-UL, ULC, or FM.

Protective Paint Cap Installation

With reference to Figures 8 and 9, push the Protective Paint Cap over the Mounting Plate of the Recessed Escutcheon in lieu of the Closure.

After the ceiling or wall finish is complete, remove the Protective Paint Cap and install the Closure.

The Protective Paint Cap may be discarded as a plastic commodity or Low Density Polyethylene Recycling Category 4, in conformance with local regulations. Alternatively, the Protective Paint Cap may be reused.

Note: The sprinkler cannot operate properly with the Protective Paint Cap in place.

Care and Maintenance

Specific requirements of the NFPA must be performed, and any impairment must be immediately corrected.

Absence of an escutcheon to cover a clearance hole can delay the sprinkler operation in a fire situation.

The owner is responsible for the inspection, testing, and maintenance of their fire protection system and devices in compliance with this document, as well as with the applicable standards of the NFPA, such as NFPA 25, in addition to the standards of any authority having jurisdiction. Contact the installing contractor or product manufacturer with any questions.

Automatic sprinkler systems should be inspected, tested, and maintained by a qualified Inspection Service in accordance with local requirements and/or national codes.

Limited Warranty

For warranty terms and conditions, visit
www.tyco-fire.com.

Ordering Procedure

Contact your local distributor for availability. When placing an order, indicate the full product name and Part Number (P/N).

Protective Paint Cap

Specify: Model (specify) Protective Paint Cap, P/N (specify):

Model Z-84	56-711-1-084
Model Z-392	92-000-0-412

Recessed Escutcheon

Specify: Style (specify) Recessed Escutcheon, (specify Carbon Steel or Stainless Steel), (specify) finish, P/N (specify):

Carbon Steel

Style 10

1/2 in. NPT (15 mm), 3/4 in. (19,1 mm)
total adjustment

Brass Plated	56-701-2-010
Pure White (RAL9010)*	56-701-3-010
Signal White (RAL9003)	56-701-4-010
Jet Black (RAL9005)	56-701-6-010
Chrome Plated	56-701-9-010

Style 15

1/2 in. NPT (15 mm), 5/8 in. (15,9 mm)
total adjustment

Brass Plated	56-715-2-010
Pure White (RAL9010)*	56-715-3-010
Signal White (RAL9003)	56-715-4-010
Jet Black (RAL9005)	56-715-6-010
Chrome plated	56-715-9-010

Style 20

1/2 in. NPT (15 mm), 1/2 in. (12,7 mm)
total adjustment

Brass Plated	56-705-2-010
Pure White (RAL9010)*	56-705-3-010
Signal White (RAL9003)	56-705-4-010
Jet Black (RAL9005)	56-705-6-010
Chrome Plated	56-705-9-010

Style 30

3/4 in. NPT (20 mm), 1/2 in. (12,7 mm)
total adjustment

Brass Plated	56-705-2-011
Pure White (RAL9010)*	56-705-3-011
Signal White (RAL9003)	56-705-4-011
Jet Black (RAL9005)	56-705-6-011
Chrome Plated	56-705-9-011

Style 40

3/4 in. NPT (20 mm), 3/4 in. (19,1 mm)
total adjustment

Brass Plated	56-700-2-010
Pure White (RAL9010)*	56-700-3-010
Signal White (RAL9003)	56-700-4-010
Jet Black (RAL9005)	56-700-6-010
Chrome Plated	56-700-9-010

Style 50

1/2 in. NPT (15 mm), 3/8 in. (9,5 mm)
total adjustment

Brass Plated	56-711-2-010
Pure White (RAL9010)*	56-711-3-010
Signal White (RAL9003)	56-711-4-010
Chrome Plated	56-711-9-010

Style 70

For use with TY-B and TY-FRB 10 mm
orifice sprinklers only. Refer to data
sheet TFP670

3/8 in. NPT (10 mm), 3/4 in. (9,1 mm)
total adjustment

ANZ only:

Signal White (RAL9003)	ECPL2PW10
Chrome Plated	ECPL2PC10
Brass	ECPL2PB10
Jet Black (RAL9005)	ECPL2PBL10

EMEA only:

Pure White (RAL9010)*	ESCSTDRA10
Signal White (RAL9003)	ESCSTDWH10
Chrome Plated	ESCSTDCH10
Brass	ESCSTDBR10
Jet Black (RAL9005)	ESCSTDJB10

* Eastern Hemisphere sales only

Stainless Steel

Style 10

1/2 in. NPT (15 mm), 3/4 in. (19,1 mm)
total adjustment

Signal White (RAL9003)	56-701-0-010
Plain Unpolished	56-701-1-010
Grey Aluminum (RAL9007)	56-701-7-010

Style 15

1/2 in. NPT (15 mm), 5/8 in. (15,9 mm)
total adjustment

Signal White (RAL9003)	56-715-0-010
----------------------------------	--------------

Style 20

1/2 in. NPT (15 mm), 1/2 in. (12,7 mm)
total adjustment

Signal White (RAL9003)	56-705-0-010
Plain Unpolished	56-705-1-010

Style 30

3/4 in. NPT (20 mm), 1/2 in. (12,7 mm)
total adjustment

Signal White (RAL9003)	56-705-0-011
Plain Unpolished	56-705-1-011

Style 40

3/4 in. NPT (20 mm), 3/4 in. (19,1 mm)
total adjustment

Signal White (RAL9003)	56-700-4-010
Plain Unpolished	56-700-1-010
Grey Aluminum (RAL9007)	56-700-7-010

Style 50

1/2 in. NPT (15 mm), 3/8 in. (9,5 mm)
total adjustment

Signal White (RAL9003)	56-711-0-010
Plain Unpolished	56-711-1-010

Style 70

For use with TY-B and TY-FRB 10 mm
orifice sprinklers only, refer to data
sheet TFP670

3/8 in. NPT (10 mm), 3/4 in. (9,1 mm)
total adjustment

ANZ only:

Plain Unpolished	ECPL2PS10
----------------------------	-----------

EMEA only:

Plain Unpolished	ESCSTDSS10
----------------------------	------------