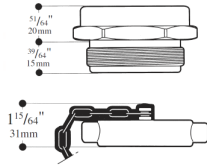




National Fire Equipment Ltd.

FIRE DEPARTMENT CONNECTONS OUTLET

Model 153, 1½" (38mm) Outlet Connection

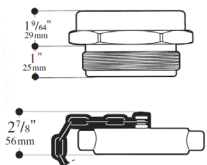


Application: Single outlet connection used as a wall hydrant or small pump test connection. Complete with 1½" (38mm) NPT female x 1½" (38mm) male hose thread adapter, brass cap & chain and brass or red aluminum escutcheon plate. Lettering "Wall Hydrant" or "Pump Test"

Rated Pressure: 300 PSI /2068.50 kpa

Options: Brass and Chrome. Also available with polished finish.

Model 284, 2½" (65mm) Outlet Connection



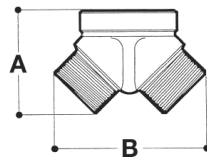
Application: Single outlet connection used as a wall hydrant or pump test connection. Complete with 2½" (65mm) NPT female x 2½" (65mm) male hose thread adapter, brass cap & chain and brass or red aluminum escutcheon plate. Lettering "Wall Hydrant" or "Pump Test"

Rated Pressure: 300 PSI /2068.50 kpa

Options: Satin Chrome, Polished Brass, Polished Chrome.

Model Number 284-G. As above but with 2½" (65mm) grooved end connection.

Model 294, 2½" (65mm) Siamese Outlet Connection – Straight (Illustrated) Model 296, 2½" (65mm) Siamese Outlet Connection – Angle



Model 294

Application: Double outlet connection 4" (100mm) female NPT inlet with (2) 2½" (65mm) hose thread outlets, complete with brass caps and round brass or aluminum escutcheon plate. Lettering "Wall Hydrant" or "Pump Test".

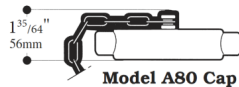
6" Connection: Use A104 6"x 4" Bushing

Construction: Cast Brass Body, Brass or Aluminum escutcheon plate, aluminum break-off caps or brass plugs.

Rated Pressure: 300 PSI /2068.50 kpa

Options: Satin Chrome, Polished Brass, Polished Chrome.

	Inches	mm
	4" x 2 1/2 "	101 x 63
A	4 3/4"	121
B	6 3/4"	171



Model A80 Cap



Model A53G

For Control Valves on 2½" (65mm) Connections
Use NFE Model A53 or Model A53G
See Page VAL-08 in this catalogue for more information.

Model Number 294-G & 296-G.
With grooved end pipe main connection.