

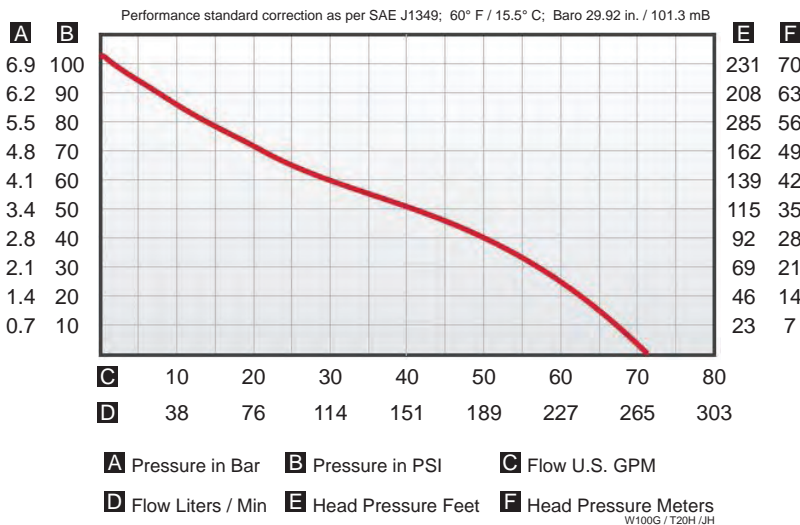


National Fire Equipment Ltd.

WICK® 100M - 2 STROKE FIRE PUMP

ULTRA LIGHTWEIGHT HIGH PERFORMANCE FIRE PUMP

- For Emergency Rescue Equipment used by forestry and other emergency services
- Powered by a Mitsubishi MEIKI 2-Stroke 47cc engine
- All position .. will operate on any slope
- Unique clutch feature
- Detachable (bolt-on) foam-compatible single-stage pump end
- Integral fuel tank provides approximately 60 minutes run time
- Fuel tank protection guard
- Remote fuel (RFT) model significantly extends operational time
- 40% lower carbon emissions than our previous models
- 25% reduction in fuel consumption
- Optional electronic over-speed protection cut-out switch
- Optional transportable back pack



WEIGHT & DIMENSIONS

Length	13.5"	34 cm
Width	11.5"	29 cm
Height	12.0"	30.5 cm
Weight	18.6 lbs	8.4 kg
Suction	1.5" NPSH	38 mm
Discharge	1.5" NPSH	38 mm

ENGINE

Mitsubishi	Model TLE48	2 stroke; 47cc, 2.4 HP/1.8 KW
Ignition	Electronic	
Clutch Drive		
Fuel Tank Capacity	0.89 Qt US	0.84L

* Weight shown for standard model. RFT model is 19.9 lbs/9.0 kg
Specifications subject to change without notice



TORONTO: (905) 761-6355
Toll Free: (800) 267-8508
OTTAWA: (613) 723-6071

VANCOUVER: (604) 420-1131
Toll Free: (800)-667-2138
BURNABY: (604)-299-4498
www.nationalfire.com

EDMONTON: (780) 455-3870
Toll Free: (888)-891-1008
CALGARY: (403) 236-5661

MONCTON: (506) 859-7277
Toll Free: (877) 816-3473

MISSISSAUGA: (905) 565-1385



National Fire Equipment Ltd.

WICK® 100M - 2 STROKE FIRE PUMP

Bid Specification

- The portable fire pump must have a 2.4 HP, 47 cc 2-stroke Mitsubishi MEIKI engine
- The pump must be all position, able to operate on any slope
- The pump must be available with a transportable back pack
- The pump must come standard with a centrifugal clutch
- The pump must have a detachable (bolt-on) foam-compatible single-stage pump end
- Must have an impact guard to protect the bottom of the fuel tank
- The pump must also have a remote fuel (RFT) connection.
- The remote fuel options must be available for Chrysler, Mercury or SAE style fuel connections
- When requested, the pump must be equipped with an electronic over-speed protection cut-out switch
- The pump must be equipped with an electronic ignition
- The pump must not weigh more than shown on the previous page
- The pump must have a minimum flow and pressures as shown in the performance chart on the previous page



WICK®100M-RFTCO

PART#

DESCRIPTION

71WICK100M

WICK®100M (Without Fuel Option)

71WICK100M-RFT

WICK®100M Remote Fuel Kit Mercury Model

71WICK100M-RFTCO

WICK®100M Remote Fuel Kit Mercury Model with electronic cut-out switch



OPTIONAL

Part #	Description
A	71W25-HPACK Back board for carrying
B	70FLPFT5 Fuel Tank .. 6.6 US Gal. / 25 Liters *
C	70FLPFL-M Mercury fuel line
D	71W11-RFTKITM Remote fuel kit for WICK 100M fire pump
E	70FLHPPQC Hand Primer QC
F	70FL15TPPS Thread protector 1 1/2" / 38mm
G	70FL15DLPS10 Draftlite HP suction hose .. 1 1/2"/38mm x 10'/3M c/w NPSH *
H	70FLFV15PF Foot Valve / Strainer (Alum) 1 1/2"/38mm Female NPSH *

*See website for complete listing of accessory and related products



TORONTO: (905) 761-6355
Toll Free: (800) 267-8508

OTTAWA: (613) 723-6071

VANCOUVER: (604) 420-1131
Toll Free: (800)-667-2138

BURNABY: (604)-299-4498

www.nationalfire.com

EDMONTON: (780) 455-3870
Toll Free: (888)-891-1008

CALGARY: (403) 236-5661

MONCTON: (506) 859-7277
Toll Free: (877) 816-3473

MISSISSAUGA: (905) 565-1385

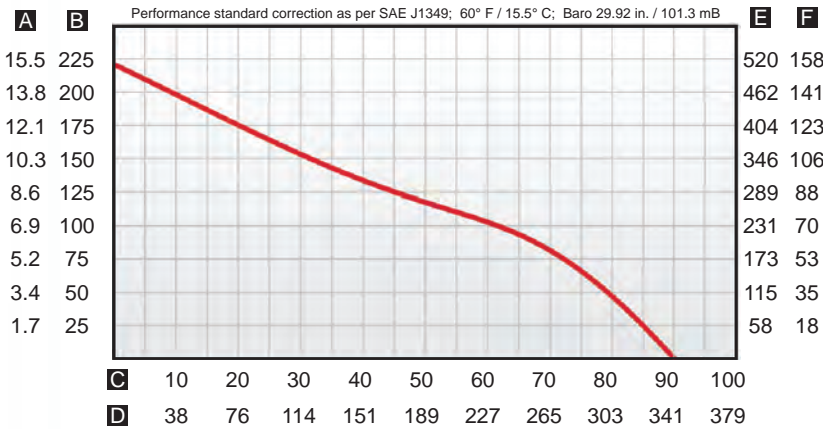


National Fire Equipment Ltd.

WICK 250 - 2 STROKE 3 STAGE FIRE PUMP

PORTABLE THREE STAGE HIGH PRESSURE FIRE PUMP

- For Emergency Rescue Equipment used by forestry and other emergency services
- Light-weight, very stable, economical and high performance are the hallmarks of the WICK® 250
- Best performance of all fire pumps in its' class
- 8 HP, 2-stroke engine coupled to a three-stage foam-compatible pump
- Electronic over-speed protection cut-out switch
- See chart for available fuel connection models
- Overall design for exceptional ease in maintenance
- Optional U.S.D.A. (United States Department of Agriculture) approved spark arrestor
- Optional transportable back pack



A Pressure in Bar **B** Pressure in PSI **C** Flow U.S. GPM
D Flow Liters / Min **E** Head Pressure Feet **F** Head Pressure Meters
W250 / T20H / JH

WEIGHT & DIMENSIONS		
Length	15.3"	39 cm
Width	13.0"	33 cm
Height	12.5"	31.8 cm
Weight (Dry)	31 lbs	14.1 kg
Suction	2.0"	50 mm NPSH
Discharge	1 ½ "	38 mm NPSH
ENGINE		
Hydro-Wick series	2 stroke 134 cc	
Power	8 HP	
Ignition	Electronic breakerless	
Fuel Mixture	24:1	

Specifications can be subject to change without notice



National Fire Equipment Ltd.

WICK 250 2 STROKE 3 STAGE FIRE PUMP


Bid Specification

- The portable fire pump must have an 8 HP 2-stroke engine
- The engine must be coupled to a three stage foam compatible pump end
- It must be equipped with an electronic over-speed protection cut-out switch
- The weight shall not exceed 31 lbs / 14.1 kg
- The pump must have a detachable rewind starter for emergency rope start
- The fuel connection must be available with Chrysler, Mercury or SAE style quick-connect
- When requested, the pump must be equipped with a USDA approved spark arrestor
- The pump must be available with a transportable back pack
- The pump must have minimum flow and pressures as shown in the performance chart on the opposite page



WICK® 250

Part#	Description
71WICK250-AC	WICK® 250 Fire Pump - Chrysler connection
71WICK250-MAC	WICK® 250 Fire Pump - Mercury connection
71WICK250-MAQC	WICK® 250 Fire Pump - Mercury connection (low tone muffler model)
71WICK250-SAEA	WICK® 250 Fire Pump - SAE connection - c/w Spark Arrestor



C1



E



H

OPTIONAL

A	71W25-HPACK	Back board for carrying
B	70FLPFT5	Fuel Tank .. 6.6 US Gal. / 25 Liters *
C1	70FLPFL-M	Mercury fuel line
C2	70FLPFL	Chrysler fuel line
C3	70FLPFL-GSA	GSA / SAE fuel line
D1	70FLHPPQC	Hand Primer QC
D2	70FLHPPPS	Hand Primer NPSH
D3	70FLHPPNH	Hand Primer NH
E	70FL15TPPS	Thread protector 1 1/2" / 38mm
E	70FL20TPPS	Thread protector 2" / 51mm
E	6124NM24PF	Adaptor .. 1 1/2" / 38mm NH Male x 1 1/2" / 38mm NPSH Female
F	71W37-SPKARR	Spark Arrestor
G	70FL20DLPS10	Draftlite HP suction hose ..2"/51mm x 10'/3M c/w NPSH *
H	70FLFV2PF	Foot Valve / Strainer 2"/51mm NPSH Female *

* See website for complete listing of accessory and related products



National Fire
Equipment Ltd.

TORONTO: (905) 761-6355
Toll Free: (800) 267-8508

OTTAWA: (613) 723-6071

VANCOUVER: (604) 420-1131
Toll Free: (800)-667-2138

BURNABY: (604)-299-4498

EDMONTON: (780) 455-3870
Toll Free: (888)-891-1008

CALGARY: (403) 236-5661

MONCTON: (506) 859-7277
Toll Free: (877) 816-3473

MISSISSAUGA: (905) 565-1385

www.nationalfire.com

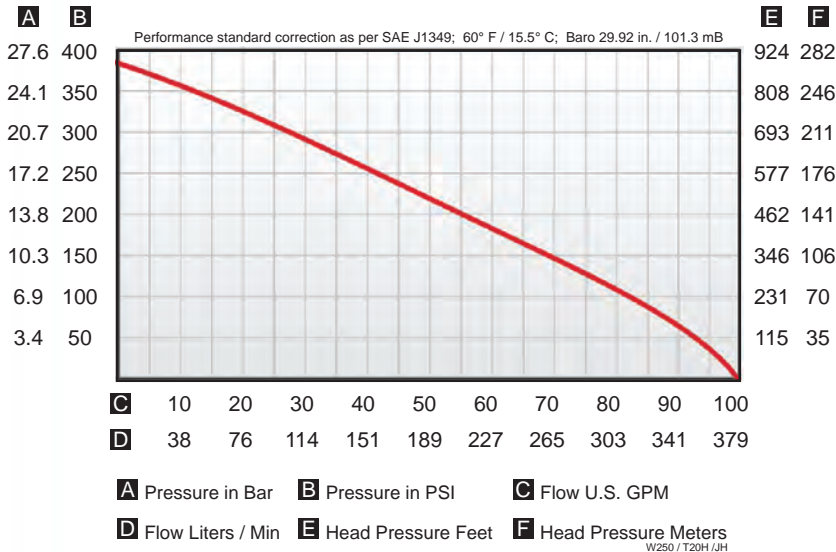


National Fire Equipment Ltd.

WICK 375 - 2 STROKE 4 STAGE FIRE PUMP

PORTABLE FOUR STAGE HIGH PRESSURE FIRE PUMP

- For Emergency Rescue Equipment used by forestry and other emergency services
- The WICK® 375 is a world leader in portable high pressure fire pumps capable of moving water over long distances
- Powered by a 10 HP, 210 cc modern 2-stroke, air cooled Solo engine
- Electronic over-speed protection cut-out switch (patented)
- Detachable 4-stage foam-compatible pump using a one piece stainless steel clamp
- Nikasil cylinder wall for extended wear and low maintenance
- User friendly and easy pull starting
- Detachable rewind starter for emergency rope start
- See chart for available fuel connection models
- U.S.D.A. qualified to meet Specification 5100-274C
- Available with transportable back pack



WEIGHT & DIMENSIONS

Length	22.75"	57.8 cm
Width	14.25"	36.2 cm
Height	14.25"	36.2 cm
Weight	56.0 lbs	25.4 kg
Suction	2.0" NPSH	50 mm
Discharge	1.5" NPSH	38 mm

ENGINE

Solo	2 stroke; 210 cc; 10.0 Hp / 7.5 kw	
Ignition	Flywheel magneto; solid state; breaker less	
Cylinder	Nikasil cylinder wall	
Lighting coil	20 Watts	

Performance specifications can be subject to change without notice



National Fire
Equipment Ltd.

TORONTO: (905) 761-6355
Toll Free: (800) 267-8508

OTTAWA: (613) 723-6071

VANCOUVER: (604) 420-1131
Toll Free: (800)-667-2138

BURNABY: (604)-299-4498

EDMONTON: (780) 455-3870
Toll Free: (888)-891-1008

CALGARY: (403) 236-5661

MONCTON: (506) 859-7277
Toll Free: (877) 816-3473

MISSISSAUGA: (905) 565-1385

www.nationalfire.com



National Fire Equipment Ltd.

WICK 375 - 2 STROKE 4 STAGE FIRE PUMP


Bid Specification

- The portable fire pump must have a 10 HP, 210cc 2-stroke Solo engine
- The pump must be equipped with an electronic over-speed protection cut-out switch
- The pump must be equipped with an electronic ignition
- The pump must not weigh more than 56 lbs / 25 Kg
- The engine cylinder walls must be Nikasil treated
- The pump must be equipped with a detachable 4 stage foam compatible pump end that is attached to the engine using a one piece stainless steel clamp
- The pump must have a detachable rewind starter for emergency rope start.
- The pump must be available with Chrysler, Mercury, SAE, Yamaha or USDA style fuel quick-connect
- The pump must be U.S.D.A. qualified to meet Specification 5100-274C. This primary coding must be at least C-60-200/40 and secondary coding must be at least C-60-175/50 and C-60-150/60
- The pump must be available with a transportable back pack.
- The pump must have minimum flow and pressures as shown in the performance chart on the opposite page



WICK® 375

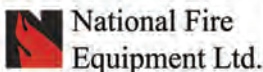
Part#	Description
71WICK375-A	WICK® 375 Fire Pump - Mercury fuel connection
71WICK375-C	WICK® 375 Fire Pump - Chrysler fuel connection
71WICK375-SAE	WICK® 375 Fire Pump - SEA fuel connection
71WICK375-Y	WICK® 375 Fire Pump - Yamaha fuel connection
71WICK375-YNZ	WICK® 375 Fire Pump - Yamaha fuel connection (New Zealand) incl Heat Shield & Spark arrestor
71WICK375-USDA	WICK® 375 Fire Pump - USDA
71WICK375-ASWD	WICK® 375 Fire Pump - Mercury fuel connection / Special Sweden



OPTIONAL

A	71W37-HPACK	Back board for carrying
B	70FLPFT5	Fuel Tank .. 6.6 US Gal. / 25 Liters *
C1	70FLPFL-M	Fuel Line Complete (Mercury)
C2	70FLPFL	Fuel Line Complete (Chrysler)
C3	70FLPFL-Y	Fuel Line Complete (Yamaha)
C4	70FLPFL-MAN	Fuel Line Complete Mercury Female (Manitoba)
C5	70FLPFL-GSA	Fuel Line Complete with SAE swivel Female at both ends
C5	70FLPFL-NB	Fuel Line Complete with SAE swivel Female at both ends .. extended length
C6	70FLPFL-USDA	Fuel Line Complete (USDA)
D1	70FLHPPQC	Hand Primer QC
D2	70FLHPPPS	Hand Primer NPSH
D2	70FLHPPNH	Hand Primer NH
E	70FL15TPPS	Thread protector 1 1/2" / 38mm
E	70FL20TPPS	Thread protector 2" / 51mm
E	6124NM24PF	Adaptor .. 1 1/2" / 38mm NH Male x 1 1/2" / 38mm NPSH Female
F	71W37-SPKARR	Spark Arrestor
G	70FL20DLPS10	Draftlite HP suction hose .. 2"/51mm x 10'/3M c/w NPSH *
H	70FLFV2PF	Foot Valve / Strainer 2"/51mm NPSH Female *

* See website for complete listing of accessory and related products



TORONTO: (905) 761-6355
Toll Free: (800) 267-8508
OTTAWA: (613) 723-6071

VANCOUVER: (604) 420-1131
Toll Free: (800)-667-2138
BURNABY: (604)-299-4498
www.nationalfire.com

EDMONTON: (780) 455-3870
Toll Free: (888)-891-1008
CALGARY: (403) 236-5661

MONCTON: (506) 859-7277
Toll Free: (877) 816-3473
MISSISSAUGA: (905) 565-1385

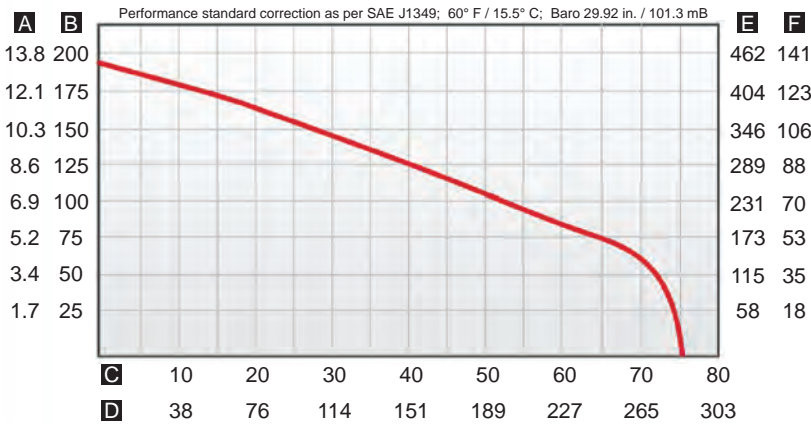


National Fire Equipment Ltd.

WICK FT-200 2 - STROKE PORTABLE FLOATING FIRE PUMP

PORTABLE FLOATING HIGH PRESSURE FIRE PUMP

- The floating fire pump meets the rugged demands of forestry services and also used for marine service, dewatering, pool maintenance, environmental clean-up and irrigation.
- Unique hard anodized aluminum impeller and housing
- Automatic throttle control
- Unique electronic overspeed protection
- Pump end is designed for easy field maintenance
- Unique fuel lever gauge
- Face-type mechanical seal is standard. No adjustment required
- Built-in intake screen
- Water-resistant air cleaner and muffler
- 8 horsepower, 8.20 cu. in. (134cc) displacement, air-cooled
- Recoil hand starter
- Carburetor with integral fuel pump
- Solid-state ignition
- Electronic over-speed protection cut-out switch
- Nikasil plated cylinder bore
- Ball bearing-supported crankshaft
- Roller bearing-equipped connecting rod
- Uses unleaded gasoline and oil mixed
- Automatic float controlled throttle



A Pressure in Bar **B** Pressure in PSI **C** Flow U.S. GPM
D Flow Liters / Min **E** Head Pressure Feet **F** Head Pressure Meters
FT-200 A09C/JH

WEIGHT & DIMENSIONS

LENGTH	29.5"	74.9 CM
WIDTH	20.0"	50.8 CM
HEIGHT	16.5"	41.9 CM
WEIGHT (DRY)	43 LBS	19.5 KG
DISCHARGE	1 1/2"	38 mm NPSH*

* Standard NPSH threads, other discharge threads available

ENGINE

HYDROWICK	2 STROKE
POWER	8 HP
CYLINDER	NIKASIL
IGNITION	ELECTRONIC
FUEL TANK	5 QUART 4.7 LITER

Specifications can be subject to change without notice



**National Fire
Equipment Ltd.**

TORONTO: (905) 761-6355
Toll Free: (800) 267-8508

OTTAWA: (613) 723-6071

VANCOUVER: (604) 420-1131
Toll Free: (800)-667-2138

BURNABY: (604)-299-4498

EDMONTON: (780) 455-3870
Toll Free: (888)-891-1008

CALGARY: (403) 236-5661

MONCTON: (506) 859-7277
Toll Free: (877) 816-3473

MISSISSAUGA: (905) 565-1385

www.nationalfire.com



National Fire Equipment Ltd.

WICK FT-200 2 - STROKE PORTABLE FLOATING FIRE PUMP

BID SPECIFICATION FOR PORTABLE HIGH PRESSURE FLOATING PUMP

The pump must come with the following features and meet the minimum specifications mentioned below

- Hard anodized aluminum impeller and housing
- Automatic throttle control
- Electronic overspeed protection
- Pump end design for easy field maintenance
- Fuel lever gauge
- Face-type mechanical seal
- Built-in intake screen
- Water-resistant air cleaner and muffler
- 8 horsepower, 8.20 cu. in. (134cc) displacement, air-cooled engine
- Recoil hand starter
- Carburetor with integral fuel pump
- Solid-state ignition
- Electronic over-speed protection cut-out switch
- Nikasil plated cylinder bore
- Ball bearing-supported crankshaft
- Roller bearing-equipped connecting rod
- Unleaded gasoline and oil mixed
- Automatic float controlled throttle
- The flow and pressures must meet the peak performance chart numbers shown on previous page

WICK®FT-200

PART#	DESCRIPTION
71WICKFT-200	Wick FT-200 Fire Pump



**National Fire
Equipment Ltd.**

TORONTO: (905) 761-6355
Toll Free: (800) 267-8508

OTTAWA: (613) 723-6071

VANCOUVER: (604) 420-1131
Toll Free: (800)-667-2138

BURNABY: (604)-299-4498

EDMONTON: (780) 455-3870
Toll Free: (888)-891-1008

CALGARY: (403) 236-5661

MONCTON: (506) 859-7277
Toll Free: (877) 816-3473

MISSISSAUGA: (905) 565-1385

www.nationalfire.com