



# National Fire Equipment Ltd.



## Model 375ASTDA Reduced Pressure Detector Assembly

### Application

Designed for installation on water lines in fire protection systems to protect against both backsiphonage and back-pressure of contaminated water into the potable water supply. The Model 375ASTDA shall provide protection where a potential health hazard exists. Incorporates metered by-pass to detect leaks and unauthorized water use.

### Standards Compliance (Horizontal)

- ASSE® Listed 1047
- AWWA Compliant C550
- UL® Classified
- C-UL® Classified
- FM® Approved
- CSA® Certified B64.4
- Approved by the Foundation for Cross Connection Control and Hydraulic Research at the University of Southern California
- Meets the requirements of NSF/ANSI 61\*  
\*(0.25% MAX. WEIGHTED AVERAGE LEAD CONTENT)

### By-Pass Backflow Assembly 3/4" Model 975XLD

### Materials

Main valve body	304L Stainless steel
Access covers	304L Stainless steel
Internals	Stainless steel
	300 Series
	NORYL™
Fasteners & Springs	Stainless steel, 300 Series
Elastomers	EPDM (FDA approved) Buna Nitrile (FDA approved)
Polymers	NORYL™
Sensing line	Stainless steel, braided hose

### Features

Sizes:	2 1/2", 3", 4", 6", 8", 10"
Maximum working water pressure	175 PSI
Maximum working water temperature	140°F
Hydrostatic test pressure	350 PSI
End connections (Grooved for steel pipe)	AWWA C606
	(Flanged) ANSI B16.1
	Class 125

### Dimensions & Weights (do not include pkg.)

MODEL 375ASTDA SIZE	WEIGHT									
			WITH OS&Y GATES (GXF)		WITH OS&Y GATES(GXG)		WITH BUTTERFLY VALVES (GXG)		WITH BUTTERFLY VALVES (GXF)	
	in.	mm	lbs.	kg	lbs.	kg	lbs.	kg	lbs.	kg
2 1/2	65	137	62	127	58	104	47	114	52	
3	80	155	71	143	65	109	50	122	56	
4	100	229	104	209	95	112	51	134	61	
6	150	364	166	334	152	176	80	206	94	
8	200	681	309	627	284	364	165	387	176	
10	250	900	408	842	382	536	243	594	269	

MODEL 375ASTDA SIZE	DIMENSION (approximate)																				
	A		A WITH BUTTERFLY VALVES		B LESS GATE VALVES		C		D		E OS&Y OPEN		E OS&Y CLOSED		E WITH BUTTERFLY VALVES		F		G		
	in.	mm	in.	mm	in.	mm	in.	mm	in.	mm	in.	mm	in.	mm	in.	mm	in.	mm	in.	mm	
2 1/2	65	31 7/8	810	28 3/4	730	n/a	n/a	12	305	7 1/4	184	17 3/4	451	15 3/8	391	8 1/4	210	9 3/4	248	8 5/8	219
3	80	32 7/8	835	29 3/8	746	n/a	n/a	12	305	7 1/4	184	20 1/4	514	17	432	8 1/4	210	9 3/4	248	8 5/8	219
4	100	34 7/8	886	30 1/4	768	n/a	n/a	12	305	8	203	22 1/2	572	18 1/4	464	9	229	9 3/4	248	8 5/8	219
6	150	43 1/2	1105	36 1/2	927	n/a	n/a	10 1/2	267	10	254	30 1/2	775	24 1/4	616	10 1/4	260	10 3/4	273	11 1/4	286
8	200	52 3/4	1340	45 3/4	1162	n/a	n/a	15 1/8	384	11	279	37	940	28 1/2	724	18 1/2	470	15 5/8	397	13 1/4	337
10	250	55 3/4	1416	49 3/4	1264	n/a	n/a	15 1/8	384	12	305	45 5/8	1159	34 3/4	883	18 1/2	470	15 5/8	397	13 1/4	337



(SHOWN WITH OPTIONAL GROOVED END BUTTERFLY VALVES)

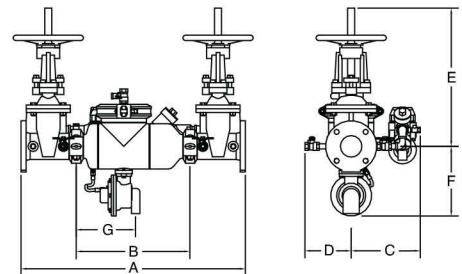
### Options (Suffixes can be combined)

- with flanged end OS & Y gate valves (standard)
- LM - less water meter
- with gpm meter (standard)
- CFM - with cu ft/min meter
- G - with grooved end OS&Y gate valves
- FG - with flanged inlet gate connection and grooved outlet gate connection
- MS - with Integral Relief Valve Monitor Switch
- PI - with Post Indicator Gate Valves
- BG - with grooved end butterfly valves with integral supervisory switch
- BF - with flanged end butterfly valves with integral supervisory switch
- 509 - with AWWA C509 gate valves
- RV - with by-pass on right hand side

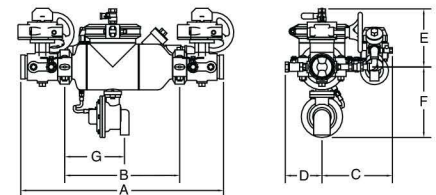
### Accessories

- Air gap (Model AG)
- Repair kit (rubber only)
- Thermal expansion tank (Model XT)
- OS & Y Gate valve tamper switch (OSY-40)
- QT-SET Quick Test Fitting Set

MODEL 375ASTDA with standard OS&Y



MODEL 375ASTDA with BG option



Relief Valve discharge port:  
2 1/2"- 6" - 2.75 sq. in.  
8"-10" - 3.69 sq. in.



**National Fire  
Equipment Ltd.**

TORONTO: (905) 761-6355  
Toll Free: (800) 267-8508  
OTTAWA: (613) 723-6071

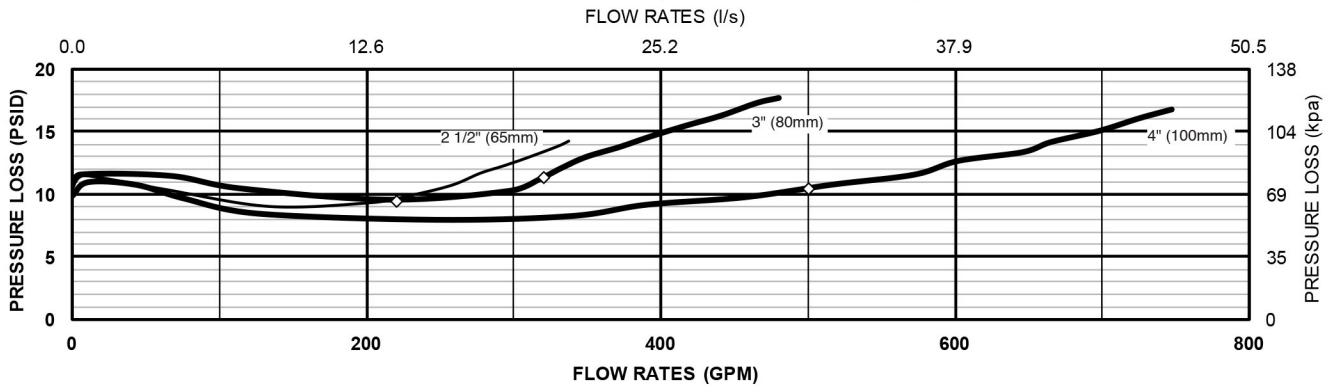
VANCOUVER: (604) 420-1131  
Toll Free: (800)-667-2138  
BURNABY: (604)-299-4498

EDMONTON: (780) 455-3870  
Toll Free: (888)-891-1008  
CALGARY: (403) 236-5661

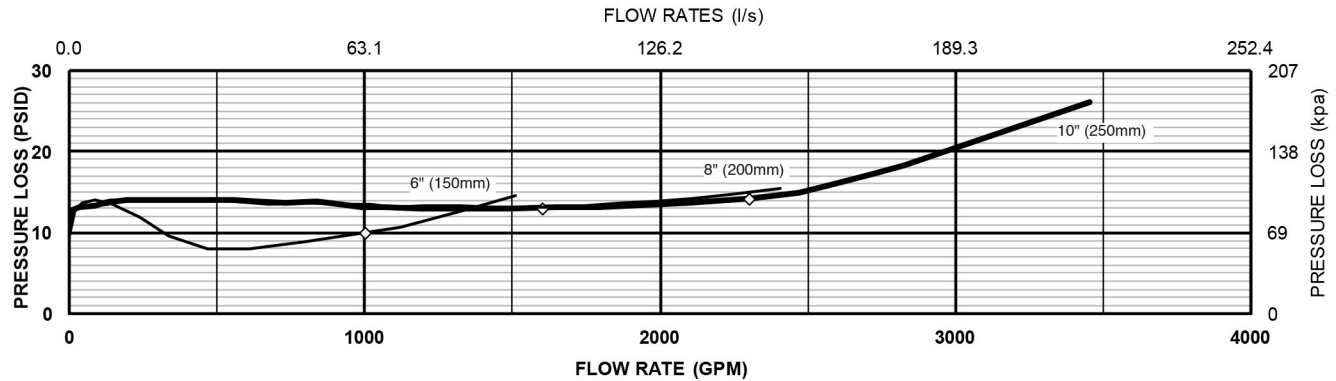
MONCTON: (506) 859-7277  
Toll Free: (877) 816-3473  
MISSISSAUGA: (905) 565-1385

[www.nationalfire.com](http://www.nationalfire.com)

**MODEL 375ASTDA 2 1/2", 3" & 4" (STANDARD & METRIC)**



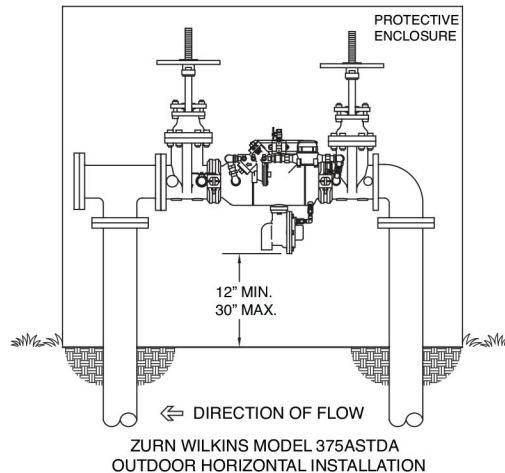
**MODEL 375ASTDA 6", 8" & 10" (STANDARD AND METRIC)**



**Typical Installation**

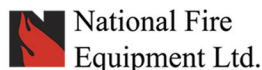
Local codes shall govern installation requirements. To be installed in accordance with the manufacturer's instructions and the latest edition of the Uniform Plumbing Code. Unless otherwise specified, the assembly shall be mounted at a minimum of 12" (305mm) and a maximum of 30" (762mm) above adequate drains with sufficient side clearance for testing and maintenance. The installation shall be made so that no part of the unit can be submerged.

Pipe size	Capacity thru Schedule 40 Pipe (GPM)			
	5 ft/sec	7.5 ft/sec	10 ft/sec	15 ft/sec
2 1/2"	75	112	149	224
3"	115	173	230	346
4"	198	298	397	595
6"	450	675	900	1351
8"	780	1169	1559	2339
10"	1229	1843	2458	3687
12"	1763	2644	3525	5288



**Specifications**

The Reduced Pressure Detector Backflow Prevention Assembly shall be certified to NSF/ANSI 61, ASSE® Listed 1047, and supplied with full port OS & Y gate valves. The main body and access cover shall be 304L Stainless Steel, the seat ring and check valve shall be NORYL™, the stem shall be stainless steel (ASTM A 276) and the seat disc elastomers shall be EPDM. The checks and the relief valve shall be accessible for maintenance without removing the device from the line. The Reduced Pressure Detector Backflow Prevention Assembly shall be a ZURN WILKINS Model 375ASTDA.



TORONTO: (905) 761-6355  
Toll Free: (800) 267-8508  
OTTAWA: (613) 723-6071

VANCOUVER: (604) 420-1131  
Toll Free: (800)-667-2138  
BURNABY: (604)-299-4498

EDMONTON: (780) 455-3870  
Toll Free: (888)-891-1008  
CALGARY: (403) 236-5661

MONCTON: (506) 859-7277  
Toll Free: (877) 816-3473  
MISSISSAUGA: (905) 565-1385