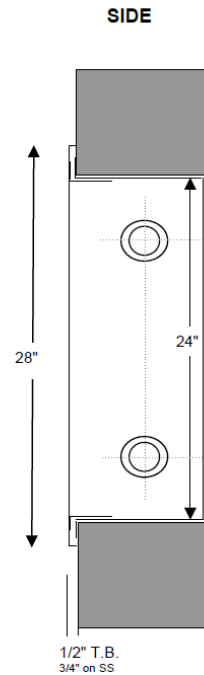
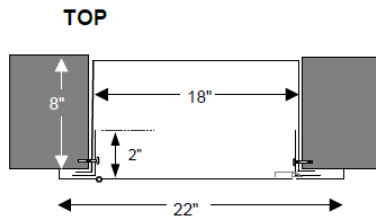
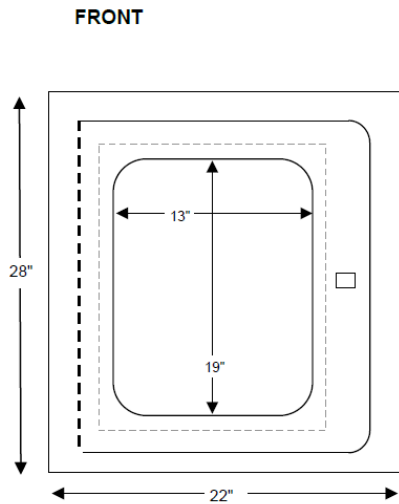


Model Knight CV-975T Double Valve Cabinet 18" x 24"x 8" (Tub with Universal Knockouts)



**Full Length Piano Hinge
Recessed Glass Size 14" x 20"
1.5" & 2.5" Universal Knockouts
are centred 3.5" from the back
of the tub, 4" from the top &
bottom
Min. rough required:
18.5"w x 24.5"h x 8.25" d**

Type of Cabinet: Recessed <input type="checkbox"/> Surface <input type="checkbox"/> Semi-Recessed <input type="checkbox"/> Trimless <input type="checkbox"/>	Model A51, 1 1/2" (Standard) Hose Valve c/w Hydrolator (Male NPSH Thread) <input type="checkbox"/>
Door Style: Full Glass <input type="checkbox"/> Full Metal <input type="checkbox"/> Break Glass <input type="checkbox"/> Duo Panel <input type="checkbox"/>	Model A156, 1 1/2" (Restricting) Hose Valve c/w Hydrolator (Male NPSH Thread) <input type="checkbox"/>
Trim Style: Flat Trim <input type="checkbox"/> 1/2" Turnback <input type="checkbox"/> Custom Turnback <input style="width: 100px;" type="text"/>	Model A56 Model 25 2 1/2" (Standard) Hose Valve Male Thread
Tub Finish: Powder Coated <input type="checkbox"/> 18 Gauge (1.2mm) Custom Finish <input style="width: 100px;" type="text"/>	Model A156, 2 1/2" (Restricting) Hose Valve Male Thread <input type="checkbox"/>
Door & Trim Finish: Powder Coated <input type="checkbox"/> 16 Gauge Custom Painted <input type="checkbox"/> (1.6mm) 304 Stainless, #4 Satin Finish <input type="checkbox"/> 304 Stainless, Polished <input type="checkbox"/> Custom Finish <input style="width: 100px;" type="text"/>	Valve Finish: Brass <input type="checkbox"/> Chrome <input type="checkbox"/> Pol. Chrome <input type="checkbox"/> Model C-21 Trinal Spanner: Yes <input type="checkbox"/> No <input type="checkbox"/>
Door Glass: 3/16" Plate Glass <input type="checkbox"/> 1/4" Duo-Lite Glass <input type="checkbox"/> 1/4" Georgian Wired Glass <input type="checkbox"/> 3/8" Bronze Tinted Glass <input type="checkbox"/> Custom Glass <input style="width: 100px;" type="text"/>	Extinguisher Model: _____ Rating: _____ Quantity Requirement: _____ Accessories Finish: _____
<u>Project Name & Location:</u> _____	<u>Contractor Name & Location:</u> _____



National Fire Equipment Ltd.

40 Edilcan Drive, Concord, ON., L4K 3S6
 Tel: (905) 761-6355 Fax: (905) 761-6458
 www.nationalfire.com

Hose Cabinet

DWG. CV-975T

By: KRB

2024