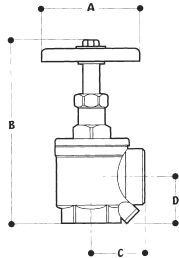




# National Fire Equipment Ltd.

## 1 1/2" (38 mm) ANGLE HOSE VALVES

### Model A50, 1 1/2" 38mm (female x female outlet with hydrovent)



Inches	mm
A - 4 1/64"	102
B - 7 11/16"	195
C - 2 9/64"	54
D - 1 57/64"	48

**Application:** Used with Model HR type swing hose racks with nipple and lock nut.

**Construction:** Forged Brass with red handwheel.

**Rated Pressure:** 300 psi / 2068.50 kpa.

**Approvals:** ULC (CE x589)

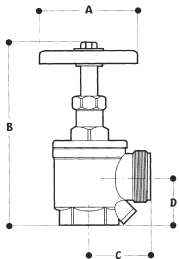
**Optional Finishes:**

A50B - Rough Brass  
A50PB - Polished Brass

A50C - Rough Chrome  
A50PC - Polished Chrome

*Hydrovent bypass drain used to prevent residual water from flowing into hose when valve in the shut-off position.*

### Model A51, 1 1/2" 38mm (female x male NPSH outlet with hydrovent)



Inches	mm
A - 4 1/64"	102
B - 7 11/16"	195
C - 2 1/2"	64
D - 1 57/64"	48

**Application:** Used with S-4 stationary pin racks, reels trays and hangers for direct connection onto valve.

**Construction:** Forged Brass with red handwheel.

**Rated Pressure:** 300 psi / 2068.50 kpa.

**Approvals:** ULC (CE x589)

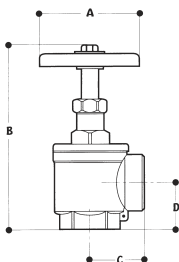
**Optional Finishes:**

A51B - Rough Brass  
A51PB - Polished Brass

A51C - Rough Chrome  
A51PC - Polished Chrome

*Hydrovent bypass drain used to prevent residual water from flowing into hose when valve in the shut-off position.*

### Model A55, 1 1/2" 38mm (female x female outlet, no hydrovent)



Inches	mm
A - 4 1/64"	102
B - 7 11/16"	195
C - 2 9/64"	54
D - 1 57/64"	48

**Application:** Used with Model HR type swing hose racks with nipple and lock nut.

**Construction:** Forged Brass body with red handwheel.

**Rated Pressure:** 300 psi / 2068.50 kpa.

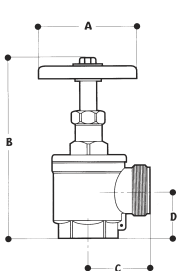
**Approvals:** ULC (CE x589), UL (618R) FM Approved

**Optional Finishes:**

A55B - Rough Brass  
A55PB - Polished Brass

A55C - Rough Chrome  
A55PC - Polished Chrome

### Model A56, 1 1/2" 38mm (female x male outlet, no hydrovent)



Inches	mm
A - 4 1/64"	102
B - 7 11/16"	195
C - 2 17/64"	58
D - 1 57/64"	48

**Application:** Used with S-4 stationary pin racks, reels trays and hangers for direct connection onto valve.

**Construction:** Forged Brass body with red handwheel.

**Rated Pressure:** 300 psi / 2068.50 kpa.

**Approvals:** ULC (CE x589), UL (618R) FM Approved

**Optional Finishes:**

A56B - Rough Brass  
A56PB - Polished Brass

A56C - Rough Chrome  
A56PC - Polished Chrome

