



National Fire Equipment Ltd.

EPSA120-1 And EPSA120-2 Supervisory Pressure Switches

System Sensor EPSA120 Series switches are designed to supervise system air pressure in pipes or pressure tanks, as well as water or air pressure supplies of automatic water control valves.



Features

- Pressure adjustment wheel, no special tools required
- Field adjustable pressure sensitivity
- Factory set for use in a nominal 115 psi system
- Reinforced diaphragm resists pressure spikes
- Two conduit entrances provided
- NEMA 4 rated

The EPSA120-1 has a single SPDT switch while the EPSA120-2 model contains two SPDT switches. The EPSA120 Series features field adjustable pressure sensitivity to provide an alarm response between 10 and 200 psi. All models are factory set for use in a nominal 115 psi system. The EPSA120-1 is factory set to respond at 105 psi at decreasing pressure while the EPSA120-2 is factory set to respond at 125 psi on rising pressure and 105 psi on decreasing pressure. The pressure adjustment wheel requires no special tools and does not affect switch synchronization on the EPSA120-2.

Agency Listings



**National Fire
Equipment Ltd.**

TORONTO: (905) 761-6355
Toll Free: (800) 267-8508

OTTAWA: (613) 723-6071

VANCOUVER: (604) 420-1131
Toll Free: (800)-667-2138

BURNABY: (604)-299-4498

EDMONTON: (780) 455-3870
Toll Free: (888)-891-1008

CALGARY: (403) 236-5661

MONCTON: (506) 859-7277
Toll Free: (877) 816-3473

MISSISSAUGA: (905) 565-1385

www.nationalfire.com



National Fire Equipment Ltd.

EPSA120 Series Specifications

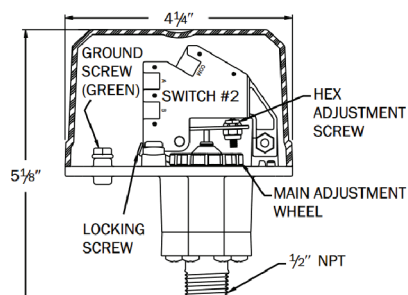
Architectural/Engineering Specifications

Model shall be an EPSA120-1 or EPSA120-2 pressure type waterflow switch as manufactured by System Sensor. They shall be installed on the sprinkler system with connection as shown on the drawings and/or as specified herein. Pressure switches shall be of the bellows-activated type. Switches shall have a maximum service pressure rating of 250 psi and shall be adjustable from 10–200 psi. There shall be one (1) or two (2) SPDT contacts rated at 10.0 Amp @ 125/250 VAC and 2.5 Amp @ 6/12/24 VDC. The contractor shall furnish and install, where indicated on the plans, pressure switches according to appropriate NFPA standards. Switches shall be provided with a 1/2" NPT male pressure connection to be connected into the air supply line on the system side of any shut-off valve. Switches shall provide 1 knockout type and 1 open hole for 1/2" conduit fitting attachment and a ground screw provision for electrical grounding. The switch enclosure shall be weatherproof and carry a UL 4x/NEMA 4 rating when used with proper electrical fittings and conduit. The cover shall incorporate tamper-resistant screws. The unit shall be listed by ULC.

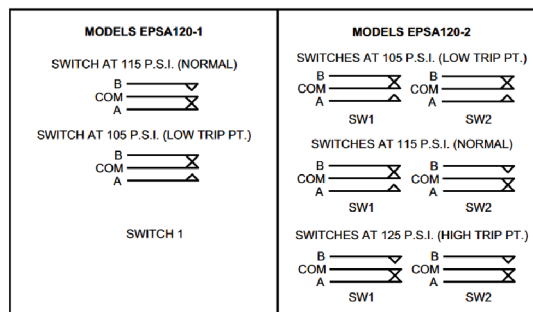
Physical/Operating Specifications

Maximum Operating Pressure	250 psi	Differential	Approximately 3 psi throughout range
Pressure Connection	1/2" NPT male	Enclosure	Rated UL 4x, NEMA 4 for indoor or outdoor use
Maximum Adjustment Pressure Range	100 to 200 psi	Dimensions	5.12"H x 3.325"W x 4.250"L (13.0 cm x 8.4 cm x 10.8 cm)
Operating Temperature Range	Indoor or outdoor use -40°C to 71°C (-40°F to 160°F)	Cover Tamper Switch	UL Models: Optional P/N 546-8000 ULC Models: Factory Installed
Factory Setting	EPSA120-1 operates at decreasing pressure at 105 psi EPSA120-2 operates at increasing pressure at 125 psi and decreasing pressure at 105 psi	Service Use	Automatic Sprinkler: NFPA 13 One or Two Family Dwelling: NFPA 13D Residential Occupancies up to 4 Stories: NFPA 13R National Fire Alarm Code: NFPA 72
Switch Contact Ratings	EPSA120-1: One set SPDT (Form C) EPSA120-2: Two sets SPDT (Form C) 10.0 A, 1/2 HP @ 125/250 VAC 2.5 A @ 6/12/24 VDC	Shipping Weight	1.2 lbs. (.54 Kg)
		Warranty	3 years

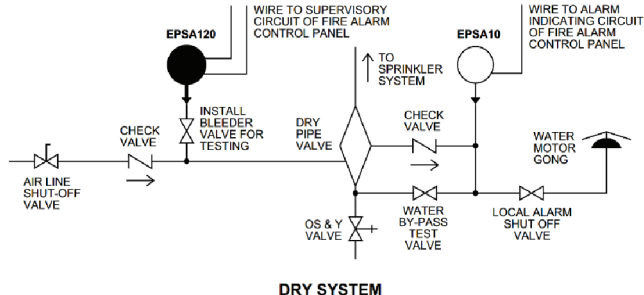
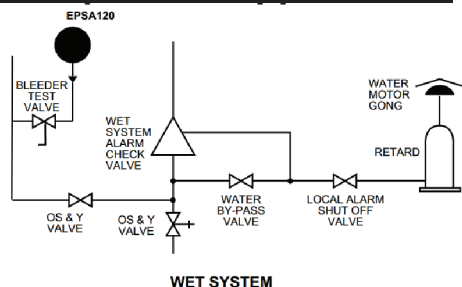
Pressure Switch Basic Dimensions



Electrical Connections



Typical Sprinkler Applications



Ordering Information

7051201	Low pressure supervisory switch, one SPDT, 10–200 PSI
SSEPSA120-2	High/low pressure supervisory switch, two SPDT, 10–200 PSI

Replacement Parts

S07-66-XX	Replacement Tamper Screws for Cover of EPSA
WFDW	Replacement Tamper Proof Wrench for Cover of EPSA
546-8000	Cover Tamper Switch for EPS Series



National Fire
Equipment Ltd.

TORONTO: (905) 761-6355
Toll Free: (800) 267-8508
OTTAWA: (613) 723-6071

VANCOUVER: (604) 420-1131
Toll Free: (800)-667-2138
BURNABY: (604)-299-4498

EDMONTON: (780) 455-3870
Toll Free: (888)-891-1008
CALGARY: (403) 236-5661

MONCTON: (506) 859-7277
Toll Free: (877) 816-3473
MISSISSAUGA: (905) 565-1385

www.nationalfire.com