



National Fire Equipment Ltd.



Series 774
Double Check Valve Assemblies Sizes: 2 1/2" – 12" (65 – 300mm)

Series 774 Double Check Valve Assemblies are designed to prevent the reverse flow of polluted water from entering into the potable water system. This series can be applied, where approved by the local authority having jurisdiction, on non-health hazard installations. Features short end-to-end dimensions, light weight stainless steel body, and the lowest head loss available.

Features

- Torsion spring check valve provides low head loss
- Short lay length is ideally suited for retrofit installations
- Stainless steel body is half the weight of competitive designs reducing installation and shipping cost
- Stainless steel construction provides long term corrosion protection and maximum strength
- Single top access cover with two-bolt grooved style coupling for ease of maintenance
- Thermoplastic and stainless steel check valves for trouble-free operation
- No special tools required for servicing
- Compact construction allows for smaller vaults and enclosures
- May be installed in horizontal or vertical "flow up" position

Materials

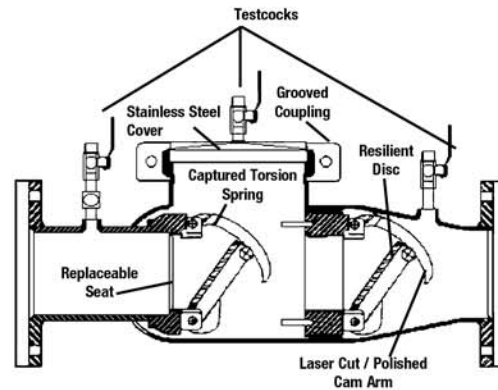

All internal metal parts: 300 Series stainless steel
 Main valve body: 300 Series stainless steel
 Check assembly: Noryl®
 Flange dimension in accordance with AWWA Class D

Pressure - Temperature

Temperature Range: 33°F – 110°F (0.5°C – 43°C) continuous
 Maximum Working Pressure: 175psi (12.1 bar)

Specifications

A Double Check Valve Assembly shall be installed at each noted location to prevent the unwanted reversal of polluted water into the potable water supply. The main valve body shall be manufactured from 300 series stainless steel to provide corrosion resistance. The check valves shall be of thermoplastic construction with stainless steel hinge pins, cam arm, and cam bearing. The check valves shall utilize a single torsion spring design to minimize pressure drop through the assembly. The check valves shall be modular and shall seal to the main valve body by the use of an O-ring. There shall be no brass or bronze parts used within the check valve assembly. The valve cover shall be held in place through the use of a single grooved style two-bolt coupling. The main assembly shall consist of two independently operating torsion spring check assemblies, two resilient seated isolation valves, and four ball valve type test cocks. The assembly shall be a Watts Series 774.



Available Models

Suffix:

- NRS - non-rising stem resilient seated gate valves
- OSY - UL/FM resilient seated outside stem & yoke gate valves
- LF - without shutoff valves
- S - cast iron strainer
- **OSY FxG – Flanged inlet gate connection and grooved outlet gate connection
- **OSY GxG – Grooved inlet gate connection and flanged outlet gate connection
- **OSY GxG – Grooved inlet gate connection and grooved outlet gate connection

Available with grooved NRS gate valves - consult factory**

Post indicator plate and operating nut available - consult factory**

**Consult factory for dimensions

Now Available WattsBox Insulated Enclosures.

For more information, send for literature ES-WB.

NOTICE

Inquire with governing authorities for local installation requirements

*The wetted surface of this product contacted by consumable water contains less than 0.25% of lead by weight.



National Fire
Equipment Ltd.

TORONTO: (905) 761-6355

Toll Free: (800) 267-8508

OTTAWA: (613) 723-6071

VANCOUVER: (604) 420-1131

Toll Free: (800)-667-2138

BURNABY: (604)-299-4498

EDMONTON: (780) 455-3870

Toll Free: (888)-891-1008

CALGARY: (403) 236-5661

MONCTON: (506) 859-7277

Toll Free: (877) 816-3473

MISSISSAUGA: (905) 565-1385

www.nationalfire.com

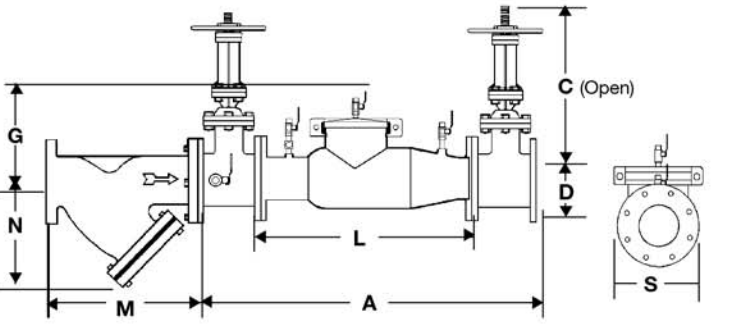
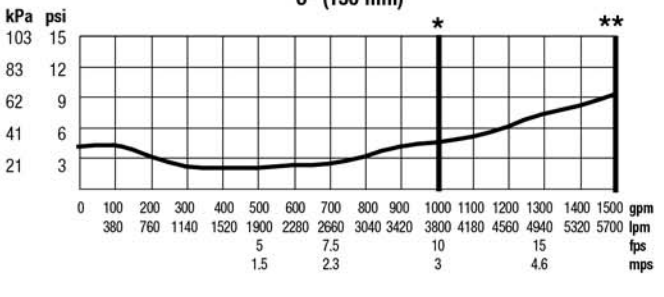
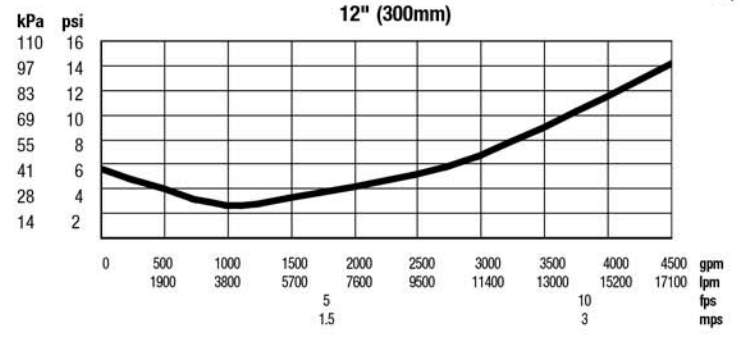
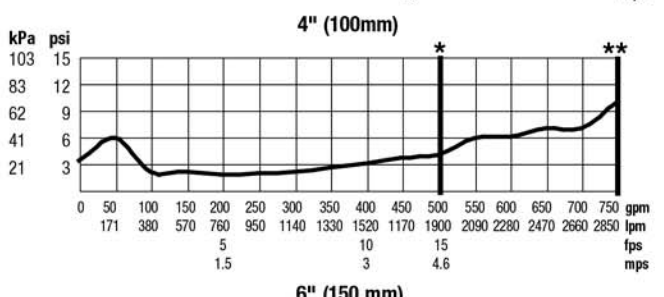
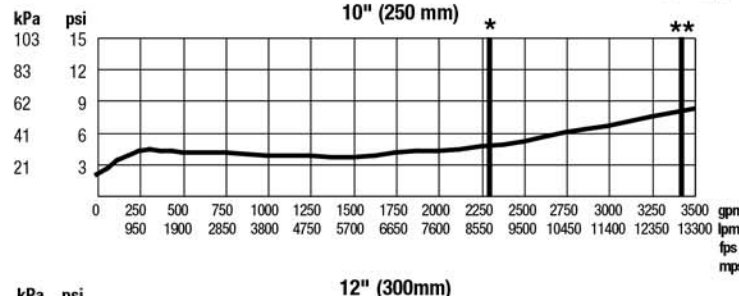
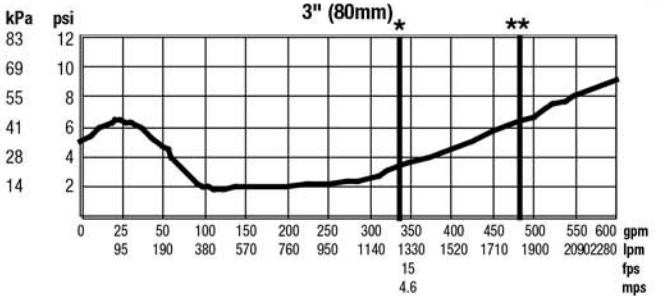
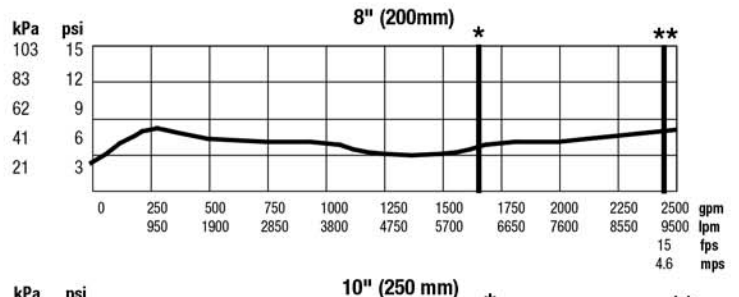
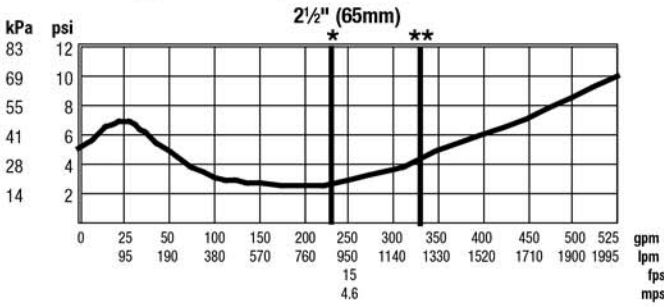
Standards

AWWA C510-92, CSA B64.5

Capacity

Rated working pressure 175psi (12.1 bar) * Rated flow, ** UL Tested

Approvals



Dimensions - Weight

SIZE (DN)	DIMENSIONS														WEIGHT								
	A		C (open)				D		G		L		M		N		S		w/Gates		w/o Gates		
	in.	mm	OSY	NRS		in.	mm	in.	mm	in.	mm	in.	mm	in.	mm	in.	mm	lbs.	kgs.	lbs.	kgs.		
2 1/2	65	37	940	16 3/8	416	9 7/8	238	3 1/2	89	10	254	22	559	10	254	6 1/2	165	7	178	140	64	53	24
3	80	38	965	18 7/8	479	10 1/4	260	3 3/4	95	15	381	22	559	10 7/8	257	7	178	7 1/2	191	215	98	55	25
4	100	40	1016	22 3/4	578	12 9/16	310	4 1/2	114	10	254	22	559	12 1/8	308	8 1/4	210	9	229	225	102	58	26
6	150	48 1/2	1232	30 1/8	765	16	406	5 1/2	140	15	381	27 1/2	699	18 1/2	470	13 1/2	343	11	279	375	170	105	48
8	200	52 1/2	1334	37 3/4	959	19 9/16	506	6 3/4	171	15	381	29 1/2	749	21 5/8	549	15 1/2	394	13 1/2	343	561	254	169	77
10	250	55 1/2	1410	45 3/4	1162	23 13/16	605	8	200	15	381	29 1/2	749	26	660	18 1/2	470	16	406	763	346	179	81
12	300	57 1/2	1461	53 1/8	1349	26 3/4	679	9 1/2	241	15	381	29 1/2	749	29 7/8	759	21 3/4	552	19	483	1033	469	209	95

Noryl® is a registered trademark of General Electric Company