



National Fire Equipment Ltd.



Model 350ASTDA Double Check Detector Assembly



Application

Designed for installation on water lines in fire protection systems to protect against both backsiphonage and back-pressure of polluted water into the potable water supply. Model 350ASTDA shall provide protection where a potential health hazard does not exist. Incorporates metered by-pass to detect leaks and unauthorized water use.

Standards Compliance (Horizontal & Vertical)

- ASSE® Listed 1048
- AWWA Compliant C510 (with gates only) and C550
- UL® Classified
- C-UL® Classified
- FM® Approved
- CSA® Certified B64.5
- Approved by the Foundation for Cross Connection Control and Hydraulic Research at the University of Southern California

• Meets the requirements of NSF/ANSI 61*
*(0.25% MAX. WEIGHTED AVERAGE LEAD CONTENT)

By-Pass Backflow Assembly 3/4" Model 950XLD

Materials

Main valve body	304L Stainless steel
Access covers	304L Stainless steel
Internals	Stainless steel, 300 Series NORYL™
Fasteners & springs	Stainless Steel, 300 Series
Elastomers	EPDM (FDA approved) Buna Nitrile (FDA approved)
Polymers	NORYL™

Features

Sizes:	2 1/2", 3", 4", 6", 8", 10"	175 PSI
Maximum working water pressure		140°F
Maximum working water temperature		350 PSI
Hydrostatic test pressure		AWWA C606
End connections (Grooved for steel pipe)		ANSI B16.1
(Flanged)		Class 125

Dimensions & Weights (do not include pkg.)

MODEL 350ASTDA SIZE	WEIGHT								
	WITH OS&Y GATES (GXF)		WITH OS&Y GATES (GXG)		WITH BUTTERFLY VALVES (GXG)		WITH BUTTERFLY VALVES (FXG)		
in.	mm	lbs.	kg	lbs.	kg	lbs.	kg	lbs.	kg
2 1/2	65	126	57	116	53	93	42	103	47
3	80	143	65	131	60	97	44	110	50
4	100	218	99	198	90	101	46	123	56
6	150	352	160	322	147	164	74	194	88
8	200	667	303	613	278	350	159	373	169
10	250	885	401	827	375	463	210	521	236

MODEL 350ASTDA SIZE	DIMENSION (approximate)																		
	A		A WITH BUTTERFLY VALVES		B LESS GATE VALVES		C		D		E OS&Y OPEN		E OS&Y CLOSED		E WITH BUTTERFLY VALVES		F		
	in	mm	in	mm	in	mm	in	mm	in	mm	in	mm	in	mm	in	mm	in	mm	
2 1/2	65	31 7/8	810	28 3/4	730	n/a	n/a	12	305	7 1/4	184	17 3/4	451	15 3/8	391	8 1/4	210	5	127
3	80	32 7/8	835	29 3/8	746	n/a	n/a	12	305	7 1/4	184	20 1/4	514	17	432	8 1/4	210	5	127
4	100	34 7/8	886	30 1/4	768	n/a	n/a	12	305	8	203	22 1/2	572	18 1/4	464	9	229	5	127
6	150	43 1/2	1105	36 1/2	927	n/a	n/a	10 1/2	267	10	254	30 1/2	775	24 1/4	616	10 1/4	260	6	152
8	200	52 3/4	1340	45 3/4	1162	n/a	n/a	15 1/8	384	11	279	37	940	28 1/2	724	18 1/2	470	8 3/8	213
10	250	55 3/4	1416	49 3/4	1264	n/a	n/a	15 1/8	384	12	305	45 5/8	1159	34 3/4	883	18 1/2	470	8 3/8	213



(SHOWN WITH OPTIONAL FLANGED END BUTTERFLY VALVES)

Options

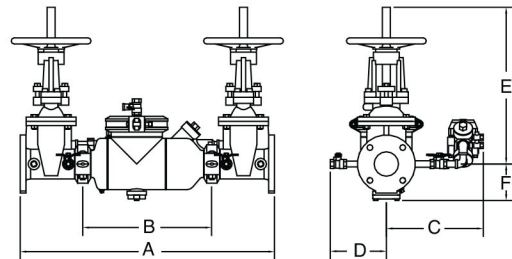
(Suffixes can be combined)

- with flanged end OS & Y gate valves (standard)
- LM - less water meter
- with remote reading meter
- with gallon meter (standard)
- CFM - with cu ft meter
- CMM - with cu meter meter
- G - with grooved end OS&Y gate valves
- FG - with flanged inlet gate connection and grooved outlet gate connection
- PI - with Post Indicator Gate Valves
- BG - with grooved end butterfly valves with integral supervisory switches
- BF - with flanged end butterfly valves with integral supervisory switches
- 509 - with AWWA C509 gate valves
- RV - with By-pass on right hand side

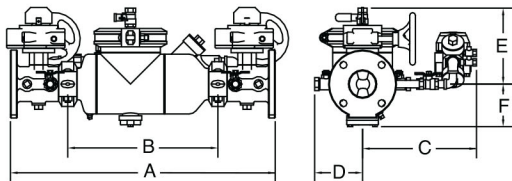
Accessories

- Repair kit (rubber only)
- Thermal expansion tank (Model XT)
- OS & Y Gate valve tamper switch (OSY-40)

MODEL
350ASTDA
with
OS&Y option



MODEL
350ASTDA
with
BF option



**National Fire
Equipment Ltd.**

TORONTO: (905) 761-6355
Toll Free: (800) 267-8508

OTTAWA: (613) 723-6071

VANCOUVER: (604) 420-1131
Toll Free: (800)-667-2138

BURNABY: (604)-299-4498

EDMONTON: (780) 455-3870
Toll Free: (888)-891-1008

CALGARY: (403) 236-5661

MONCTON: (506) 859-7277
Toll Free: (877) 816-3473

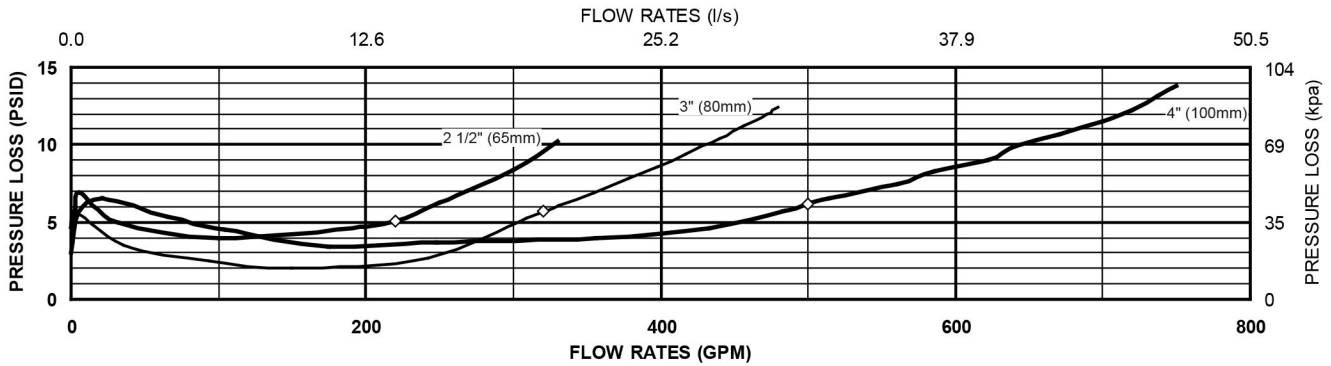
MISSISSAUGA: (905) 565-1385

www.nationalfire.com

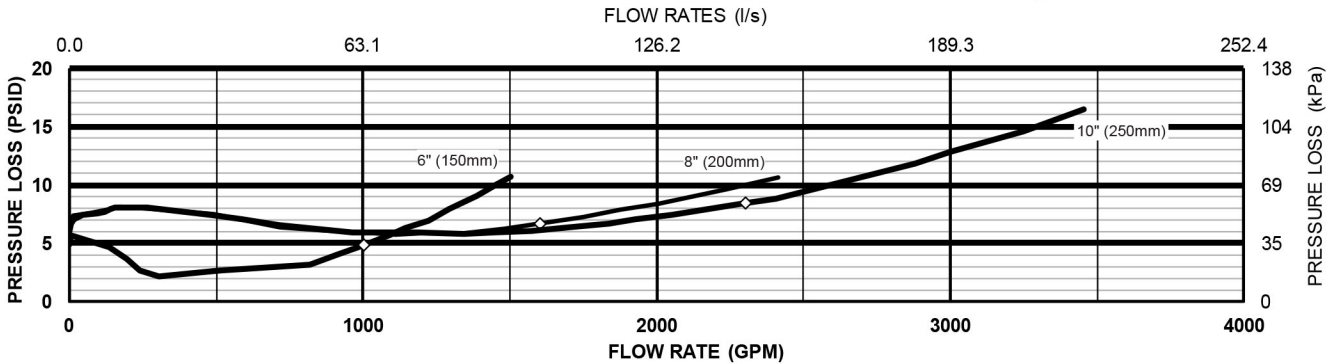
Flow Characteristics

◇ Rated Flow (established by approval agencies)

MODEL 350ASTDA 2 1/2", 3" & 4" (STANDARD & METRIC)



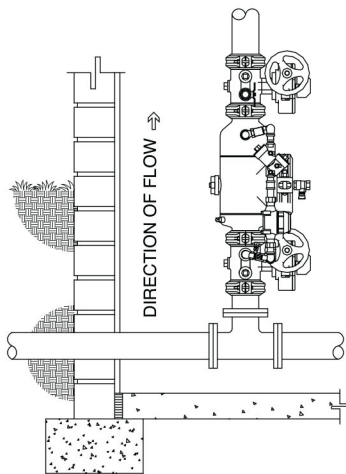
MODEL 350ASTDA 6" 8" & 10" (STANDARD AND METRIC)



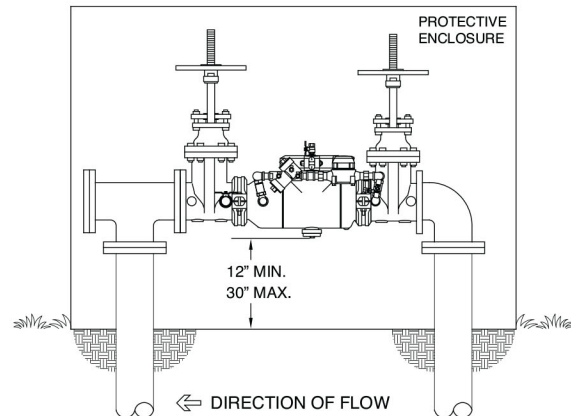
Typical Installation

Local codes shall govern installation requirements. Unless otherwise specified, the assembly shall be mounted at a minimum of 12" (305mm) and a maximum of 30" (762mm) above adequate drains with sufficient side clearance for testing and maintenance. The installation shall be made so that no part of the unit can be submerged.

Pipe size	Capacity thru Schedule 40 Pipe (GPM)			
	5 ft/sec	7.5 ft/sec	10ft/sec	15 ft/sec
2 1/2"	75	112	149	224
3"	115	173	230	346
4"	198	298	397	595
6"	450	675	900	1351
8"	780	1169	1559	2339
10"	1229	1843	2458	3687
12"	1763	2644	3525	5288



ZURN WILKINS MODEL 350ASTDABG
INDOOR VERTICAL INSTALLATION



ZURN WILKINS MODEL 350ASTDA
OUTDOOR HORIZONTAL INSTALLATION

Specifications

The Double Check Detector Backflow Prevention Assembly shall be certified to NSF/ANSI 61, ASSE® Listed 1048, and supplied with full port gate valves. The main body and access cover shall be 304L Stainless Steel, the seat ring and check valve shall be Noryl™, the stem shall be stainless steel (ASTM A 276) and the seat disc elastomers shall be EPDM. The first and second check valves shall be accessible for maintenance without removing the device from the line. The Double Check Detector Backflow Prevention Assembly shall be a ZURN WILKINS Model 350ASTDA.



**National Fire
Equipment Ltd.**

TORONTO: (905) 761-6355
Toll Free: (800) 267-8508

OTTAWA: (613) 723-6071

VANCOUVER: (604) 420-1131
Toll Free: (800)-667-2138

BURNABY: (604)-299-4498

EDMONTON: (780) 455-3870
Toll Free: (888)-891-1008

CALGARY: (403) 236-5661

MONCTON: (506) 859-7277
Toll Free: (877) 816-3473

MISSISSAUGA: (905) 565-1385

www.nationalfire.com