



# National Fire Equipment Ltd.

## Model 700XLFP High Capacity Dual Check Valve



### Application

Ideal for use where Lead-Free\* valves are required. Designed for installation on potable water lines to protect against both backsiphonage and backpressure of polluted water into the potable water supply. The Model 700XLFP shall provide protection where a potential health hazard does not exist.

### Standards Compliance

- UL® Classified
- ASSE® Listed 1024
- CSA® Certified B64.6
- Certified to NSF/ANSI 372\* by IAPMO R&T  
\*(0.25% MAX. WEIGHTED AVERAGE LEAD CONTENT)

### Materials

Main valve body Low Lead Cast Bronze ASTM B 806  
 Elastomers Buna Nitrile (FDA approved)  
 Silicone (FDA approved)  
 EPDM (FDA approved)  
 Polymers Delrin®, NSF Listed  
 Springs Stainless Steel, 300 Series

### Connections Legend

U = Indicates location of "union" connection  
 FNPT = Female National Pipe Tapered Thread  
 FC = Female Copper Sweat  
 FMTC = Female Meter Thread Connection

### Features

Sizes: 1", 1 1/4", 1 1/2"  
 Max. pressure: 175 PSI  
 Max. temp: 180°F  
 Connections: Threaded ANSI B 1.20.1  
 Copper sweat ANSI B 16.22  
 (1-1/2" only)



### Accessories

- Repair kit (RK1-700FP)
- Thermal expansion tank (Model XT)

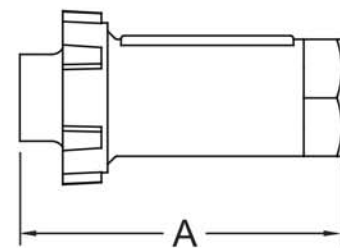
### Configurations

FEMALE UNION INLET X FEMALE OUTLET		
INLET (UNION)	OUTLET	PART NUMBER
1" FNPT	1" FNPT	1UFX1F-700XLFP
1-1/4" FNPT	1-1/4" FNPT	114UFX114F-700XLFP
1-1/2" FNPT	1-1/2" FNPT	112UFX112F-700XLFP
1-1/4" FMTC*	1-1/4" FMPT	114UFMX114F-700XLFP
1-1/4" FMTC*	1" FNPT	114UFMX1F-700XLFP
1-1/2" FC	1-1/2" FNPT	112UFXC112F-700XLFP

\*1-1/4" NPSH threads are used on 1" water meters

### Dimensions & Weights (do not include pkg.)

MODEL SIZE		DIMENSIONS				WEIGHT	
		A		B			
in.	mm	in.	mm	in.	mm	lbs.	kg
1	25	6 5/16	160	3 3/8	86	3.6	1.6
1 1/4	32	6 5/16	160	3 3/8	86	3.4	1.5
1 1/2	40	6 5/16	160	3 3/8	86	3.3	1.5



National Fire Equipment Ltd.

TORONTO: (905) 761-6355  
 Toll Free: (800) 267-8508  
 OTTAWA: (613) 723-6071

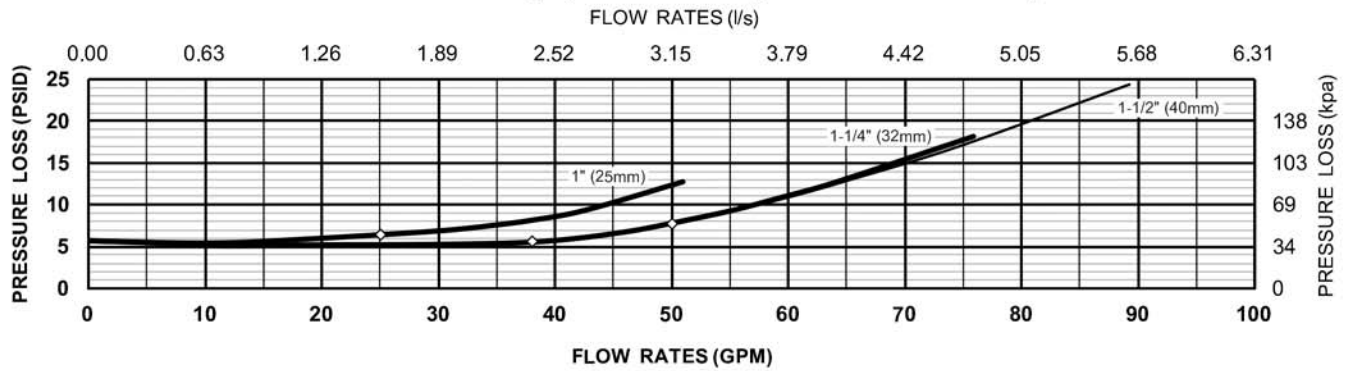
VANCOUVER: (604) 420-1131  
 Toll Free: (800)-667-2138  
 BURNABY: (604)-299-4498

EDMONTON: (780) 455-3870  
 Toll Free: (888)-891-1008  
 CALGARY: (403) 236-5661

MONCTON: (506) 859-7277  
 Toll Free: (877) 816-3473  
 MISSISSAUGA: (905) 565-1385

www.nationalfire.com

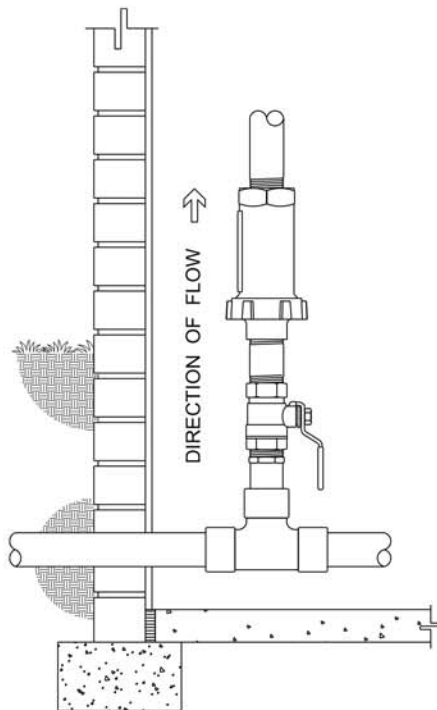
**MODEL 700XLFP, 1", 1-1/4" & 1-1/2" (STANDARD & METRIC)**



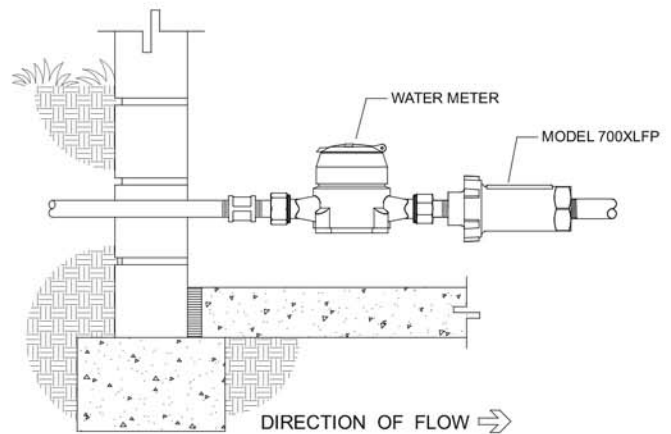
**Typical Installation**

Local codes shall govern installation requirements. Unless otherwise specified, the installation shall be in accordance with the manufacturer's instructions and the latest edition of the Uniform Plumbing Code. The installation shall be made so that no part of the unit can be submerged.

Capacity thru Schedule 40 Pipe (GPM)				
Pipe size	5 ft/sec	7.5 ft/sec	10 ft/sec	15 ft/sec
1"	13	20	27	40
1 1/4"	23	35	47	70
1 1/2"	32	48	63	95
2"	52	78	105	167



**VERTICAL INSTALLATION**



**INDOOR INSTALLATION**

**Specifications**

The Dual Check Valve Backflow Preventer shall be certified to NSF/ANSI 372 and ASSE® Listed 1024. The main body shall be low lead cast bronze (ASTM B 584), the check assemblies shall be DELRIN®. The seal ring and o-rings shall be Buna Nitrile or Silicone. The Dual Check Valve shall be a ZURN WILKINS Model 700XLFP.