



National Fire Equipment Ltd.

Series 757, 757N Double Check Valve Assemblies

LEAD FREE*

WATTS®

Sizes: 2 1/2" – 10" (65 to 250mm)

Series 757, 757N Double Check Valve Assemblies are used to prevent backflow of non-health hazard pollutants that are objectionable but not toxic, from entering the potable water supply system. Series 757, 757N may be installed under continuous pressure service and may be subjected to backpressure and backsiphonage. Series 757, 757N consists of two independently operating check valves, two shutoff valves, and four test cocks.

Features

- Extremely compact design
- 70% Lighter than traditional designs
- 304 (Schedule 40) Stainless steel housing & sleeve
- Groove fittings allow integral pipeline adjustment
- Patented tri-link check provides lowest pressure loss
- Unmatched ease of serviceability
- Available with grooved butterfly valve shutoffs
- Available for horizontal, vertical or N pattern installations
- Replaceable check disc rubber
- Sizes 2 1/2", 3" and 4" (65, 80 and 100mm) available with quarter-turn ball valve shutoffs

Specifications

The Double Check Valve Assembly shall consist of two independent tri-link check modules within a single housing, sleeve access port, four test cocks and two drip tight shut-off valves. Tri-link checks shall be removable and serviceable, without the use of special tools. The housing shall be constructed of 304 Schedule 40 stainless steel pipe with groove end connections. Tri-link checks shall have reversible elastomer discs and in operation shall produce drip tight closure against reverse flow caused by backpressure or backsiphonage. Assembly shall be a Watts Regulator Company Series 757, 757N.

* The wetted surface of this product contacted by consumable water contains less than one quarter of one percent (0.25%) of lead by weight.



757OSY



757NBFG



757OSY
(Vertical)

Watts product specifications in U.S. customary units and metric are approximate and are provided for reference only. For precise measurements, please contact Watts Technical Service. Watts reserves the right to change or modify product design, construction, specifications, or materials without prior notice and without incurring any obligation to make such changes and modifications on Watts products previously or subsequently sold.



Available Models

Suffix:

- NRS – non-rising stem resilient seated gate valves
- OSY – UL/FM outside stem and yoke, resilient seated gate valves
- BFG – UL/FM grooved gear operated butterfly valves with tamper switch
- QT – 2½", 3" and 4" (65, 80 and 100mm) quarter-turn ball valves
- **OSY FxG – Flanged inlet gate connection and grooved outlet gate connection
- **OSY GxF – Grooved inlet gate connection and flanged outlet gate connection
- **OSY GxG – Grooved inlet gate connection and grooved outlet gate connection

Available with grooved NRS gate valves - consult factory**
 Post indicator plate and operating nut available - consult factory**
 **Consult factory for dimensions

Materials

Housing & Sleeve: 304 (Schedule 40) Stainless Steel
 Elastomers: EPDM, Silicone and Buna-N
 Tri-link Checks: Noryl®, Stainless Steel
 Check Discs: Reversible Silicone or EPDM
 Test Cocks: Bronze Body Nickel Plated
 Pins & Fasteners: 300 Series Stainless Steel
 Springs: Stainless Steel

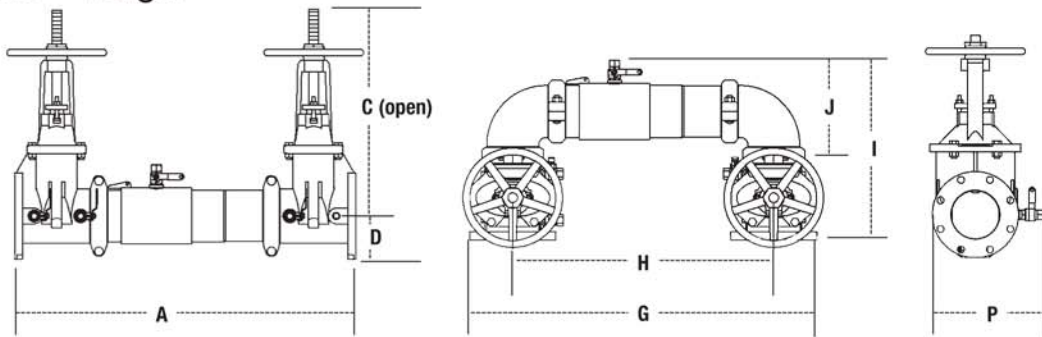
Pressure – Temperature

Temperature Range: 33°F – 140°F (0.5°C – 60°C)
 Maximum Working Pressure: 175psi (12.1 bar)

Approvals

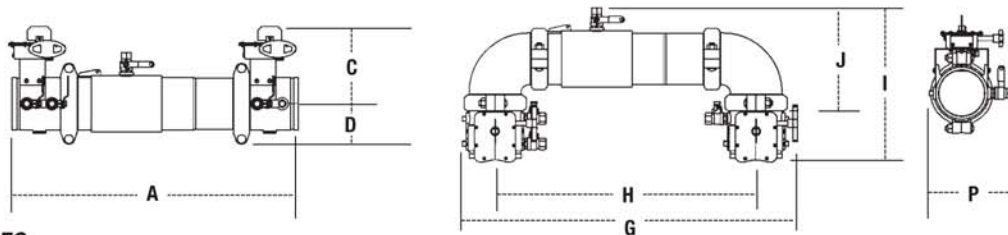


Dimensions – Weight



757, 757N

SIZE (DN)		DIMENSIONS										WEIGHT															
in.	mm	A	C (OSY)	C (NRS)	D	G	H	I	J	P	757NRS	757OSY	757N NRS	757N OSY													
		in.	mm	in.	mm	in.	mm	in.	mm	in.	mm	lbs.	kgs.	lbs.	kgs.												
2½	65	31	787	16¾	416	9¾	238	3½	89	29½	738	22	559	15½	393	8½	223	9¾	234	115	52	125	57	123	56	133	60
3	80	31½	805	18¾	479	10¼	260	3½	94	30¼	768	22¾	578	17½	435	9¾	233	10½	267	131	59	145	66	144	65	158	72
4	100	33½	856	22¾	578	12¾	310	4	102	33	838	24	610	18½	470	9½	252	11¾	284	161	73	161	73	184	83	184	83
6	150	43½	1105	30¾	765	16	406	5½	140	44¾	1137	33¾	857	23¾	589	13½	332	15	381	273	124	295	134	314	142	336	152
8	200	50	1270	37¾	959	19½	506	6½	170	54¾	1375	40¾	1032	27½	697	15½	399	17¾	437	438	199	480	218	513	233	555	252
10	250	57½	1460	45¾	1162	23¾	605	8¾	208	66	1676	50	1270	32½	826	17¾	440	20	508	721	327	781	354	891	404	951	431



757BFG, 757NBFG

SIZE (DN)		DIMENSIONS										WEIGHT									
in.	mm	A	C	D	G	H	I	J	P	757BFG	757N BFG										
		in.	mm	in.	mm	in.	mm	in.	mm	in.	mm	lbs.	kgs.	lbs.	kgs.						
2½	65	28	711	8	203	3½	89	29¾	759	22	559	14½	379	8½	223	9	229	56	25	64	29
3	80	28½	724	8½	211	3½	94	30½	779	22¾	578	15½	392	9¾	233	9½	241	54	24	67	30
4	100	29½	741	8½	227	3½	94	31½	811	24	610	16¼	412	9½	252	10	254	61	28	84	38
6	150	36½	927	10	254	5	127	43¾	1097	33¾	857	19½	500	13½	332	10½	267	117	53	157	71
8	200	43	1092	12¼	311	6½	165	51½	1297	40¾	1032	23¾	592	15½	399	14¾	361	261	118	337	153

Noryl® is a registered trademark of SABIC Innovative Plastics™.

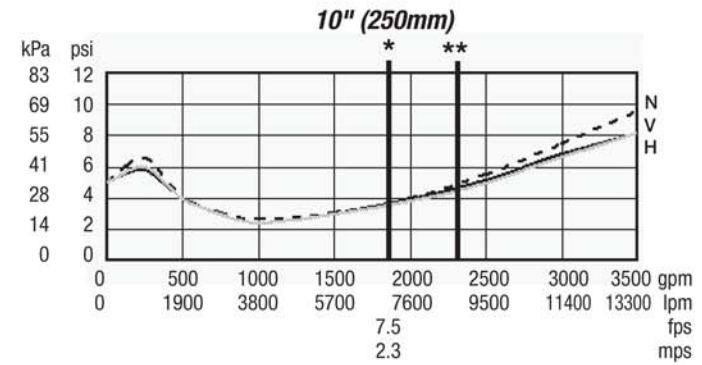
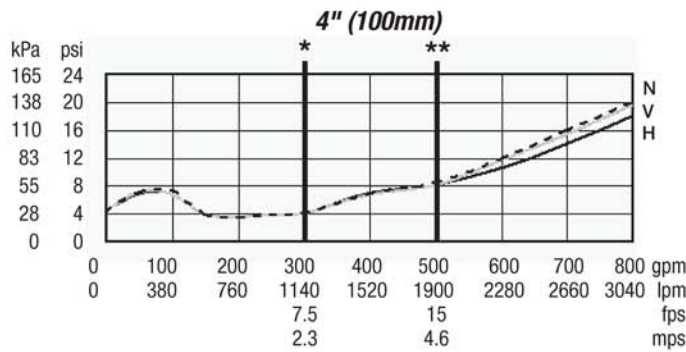
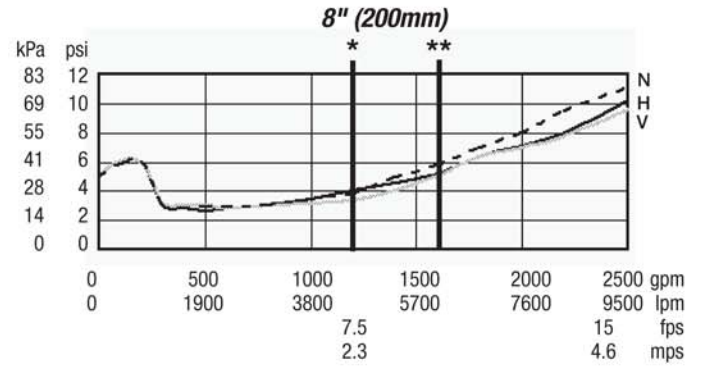
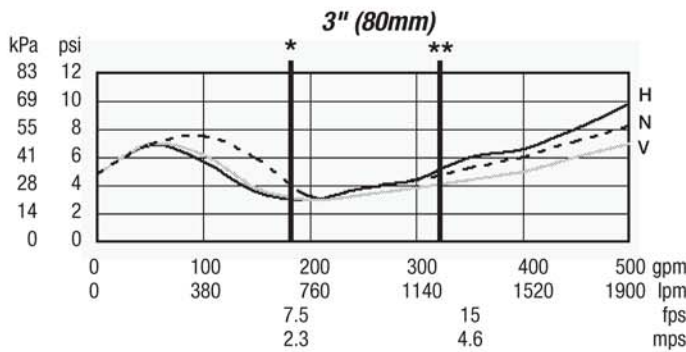
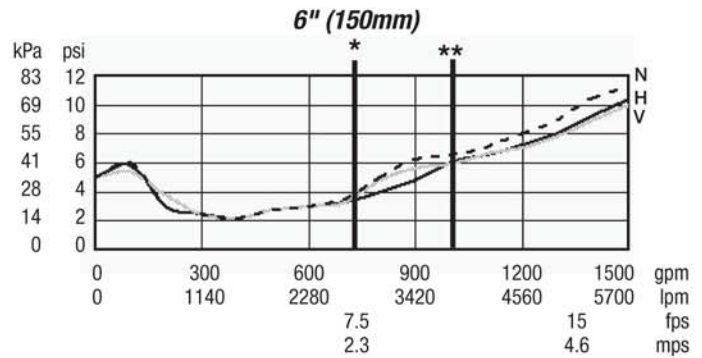
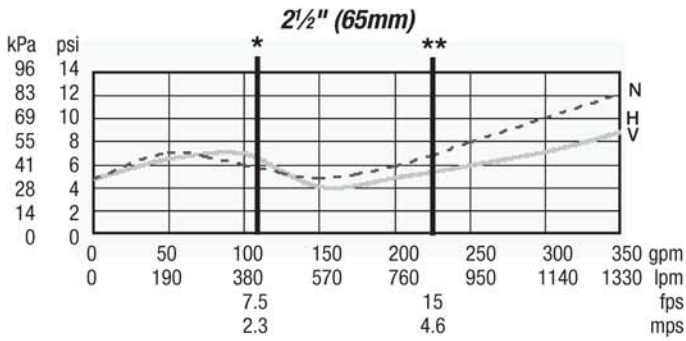


Capacity

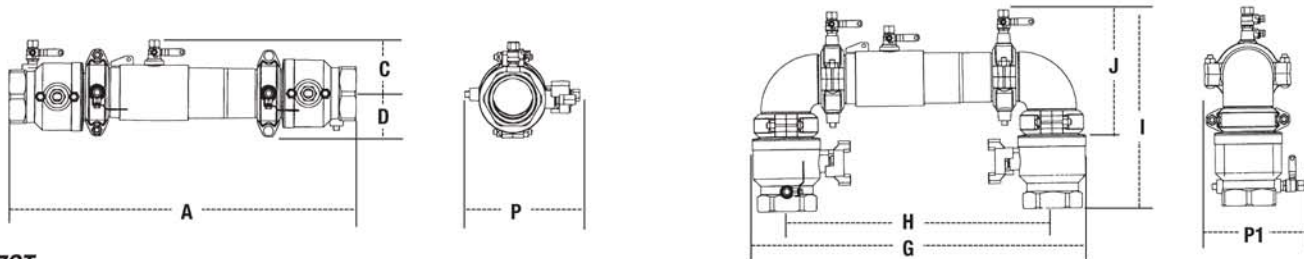
Series 757, 757N flow curves as tested by Underwriters Laboratory per UL 1469, 1996.
Flow characteristics collected using butterfly shutoff valves

* = Rated flow ** = UL Rated flow

— Horizontal — Vertical - - - - - N - Pattern



Dimensions – Weight continued



757QT

SIZE (DN)		DIMENSIONS				WEIGHT																	
in.	mm	A		C		D		G		H		I		J		P		P1		QT		QTN	
		in.	mm	in.	mm	in.	mm	in.	mm	in.	mm	in.	mm	in.	mm	in.	mm	in.	mm	lbs.	kgs.	lbs.	kgs.
2½	65	27¼	692	4⅞	124	6⅞	175	30¼	768	24½	622	16⅞	407	11⅞	289	11⅞	287	11⅞	287	40	18	50	23
3	80	28¼	718	4⅞	124	6⅞	175	30¼	768	24½	622	16⅞	420	11⅞	289	11⅞	287	11⅞	287	50	23	60	27
4	100	31½	800	4⅞	124	6⅞	175	30¼	768	24½	622	18⅞	465	11⅞	289	11⅞	287	11⅞	287	70	32	80	36

