

Model RP40/ RP40N/ RP40Z

REDUCED PRESSURE PRINCIPLE BACKFLOW PREVENTER

Job Name:	Contractor:
Job Location:	P.O. Number:
Engineer:	Representative:
Tag:	Wholesale Distributor:

SPECIFICATIONS

The Apollo® Model RP40, RP40N and RP40Z Reduced Pressure Principle Backflow Preventers shall prevent contamination of the potable water supply due to back-siphonage or backpressure from substances that are health or non-health hazards. The assembly shall be manufactured in America. The bronze body shall be configured with individually-accessible top-access check valves including top-mounted test cocks. The relief valve shall be bottom-centered with a separate access cover. The replaceable seat rings shall be glass-filled Noryl® and the reversible seat discs shall be silicone rubber. The Apollo® domestic shut-off ball valves shall have stainless steel handles. The pressure drop across the assembly shall be documented by USC's FCCC&HR approval curves.

FEATURES

- Replaceable seats & reversible silicone seat discs
- Top-mounted test cocks for easy testing
- Corrosion resistant
- MADE IN THE USA

ORDERING INFORMATION

4 0 - 2 X X - X X



**OPTIONS
SIZE
Y-STRAINER**

Y-STRAINER

☐ 0 - None (Standard) ☐ 1 - With Y-Strainer

SIZE

- | | | |
|-----------------------------------|-------------------------------------|-------------------------------------|
| <input type="checkbox"/> 1 - 1/4" | <input type="checkbox"/> 4 - 3/4" | <input type="checkbox"/> 7 - 1 1/2" |
| <input type="checkbox"/> 2 - 3/8" | <input type="checkbox"/> 5 - 1" | <input type="checkbox"/> 8 - 2" |
| <input type="checkbox"/> 3 - 1/2" | <input type="checkbox"/> 6 - 1 1/4" | |

SUFFIX	OPTIONS DESCRIPTION
T1	Less ball valves (UL Listed)
T2	With ball valves (standard)
T2F	With SAE flare test cock fittings (3/4" & 1" only)
T2N	With ball valves; "N" flow - Model RP40N
T2Z	With ball valves; "Z" flow - Model RP40Z
T2LL	With ball valves; locking lever handles
T4	With union-end ball valves
T4LL	With union-end ball valves; locking lever handles
T4N	With union-end ball valves; "N" flow

APPROVALS

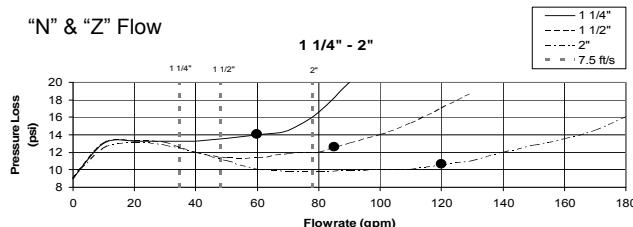
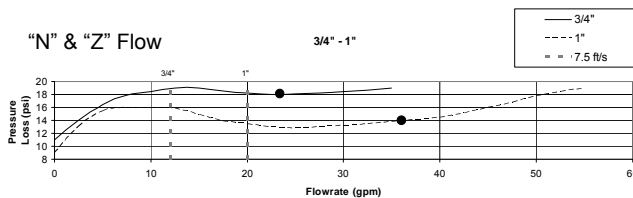
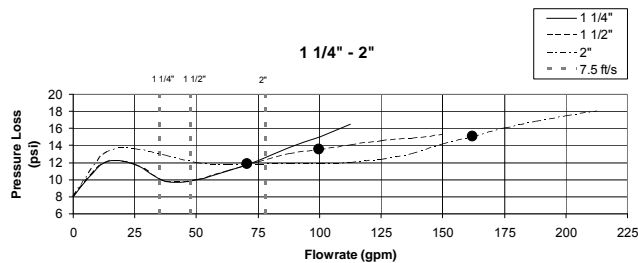
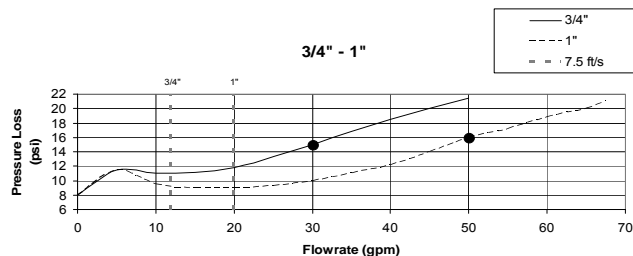
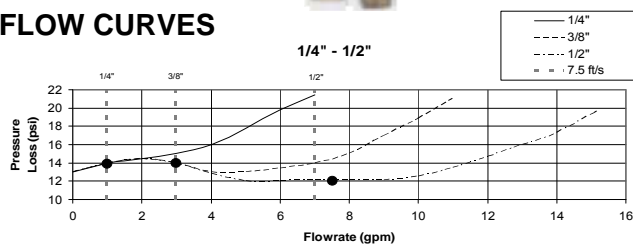
ASSE® 1013, CSA® B64.4, IAPMO, USC's FCCC&HR, AWWA C-511, and UL (less ball valves only).

PERFORMANCE RATING

Maximum Working Pressure 175 psi
Hydrostatic Test Pressure 350 psi
Temperature Range 33 °F – 180 °F



FLOW CURVES



Conbraco Industries, Inc. 701 Matthews Mint Hill Rd. Matthews NC 28105 USA; www.apollovalves.com; 704-841-6000

This specification is provided for reference only. Conbraco reserves the right to change any portion of this specification without notice and without incurring obligation to make such changes to Conbraco products previously or subsequently sold.

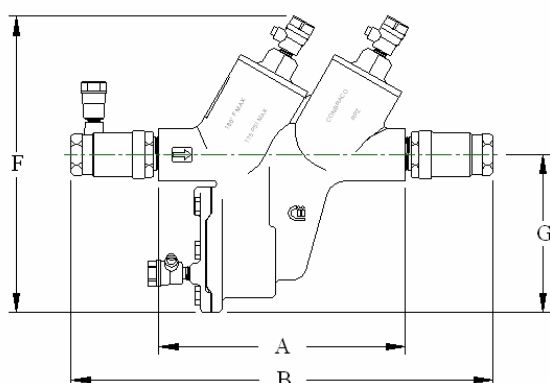
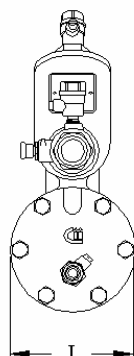
Model RP40/ RP40N/ RP40Z

REDUCED PRESSURE PRINCIPLE BACKFLOW PREVENTER

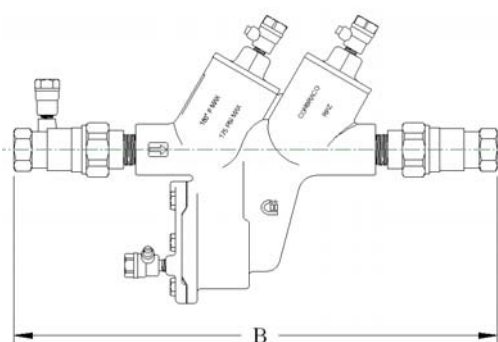
DIMENSIONS (in.) – WEIGHTS (lbs.)

Size	1/4"	3/8"	1/2"	3/4"	1"	1 1/4"	1 1/2"	2"
A	5 3/4	5 3/4	5 3/4	8	8	11	11	11
B*	10 1/4	10 1/4	10 1/4	13 3/4	15 3/8	17 1/2	19 1/2	21 1/2
B* (w/ union end bv's)	11 3/4	11 3/4	11 3/4	15 7/8	17 3/8	21 1/2	23	25 3/8
C*	13	13 13/16	13 13/16	18 1/2	21	23 9/16	26 3/8	29 9/16
C* (w/ union end bv's)	14 1/2	15 1/4	15 1/4	20 5/8	23	27 5/8	30	33 3/8
D*	n/a	n/a	n/a	10 1/2	10 11/16	14 3/16	15 1/8	15 3/4
E*	n/a	n/a	n/a	13 7/8	15 1/8	19	20 3/4	22 1/8
F*	6 7/8	6 7/8	6 7/8	9 3/4	9 3/4	12 5/8	12 5/8	12 5/8
G	3 3/4	3 3/4	3 3/4	5 1/8	5 1/8	7 1/8	7 1/8	7 1/8
H*	n/a	n/a	n/a	4 1/8	5 3/16	6	6 5/8	7 5/8
I	2 5/8	2 5/8	2 5/8	4 1/16	4 1/16	5 3/8	5 3/8	5 3/8

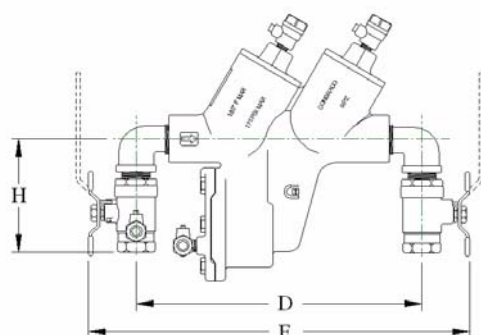
*Dimensions shown are for reference only.



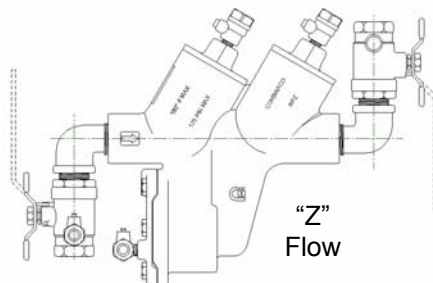
Standard



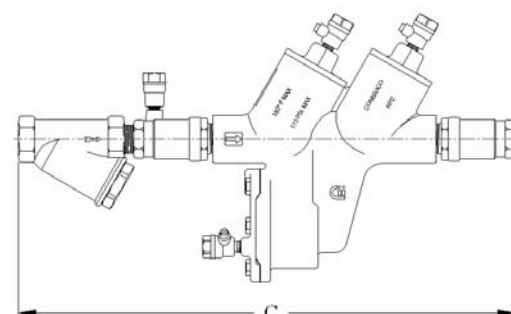
Standard
(with union-end ball valves)



"N"
Flow



"Z"
Flow



Standard
(with strainer)

Conbraco Industries, Inc. 701 Matthews Mint Hill Rd. Matthews NC 28105 USA; www.apollovalves.com; 704-841-6000

This specification is provided for reference only. Conbraco reserves the right to change any portion of this specification without notice and without incurring obligation to make such changes to Conbraco products previously or subsequently sold.

SS1037 ©3/10 Page 2 of 2